

Scambiatori Aria-Olio
Air-Oil Heat-Exchangers
MG AIR Series



 HYDRAULIC
COMPONENTS
& FLUID CONTAMINATION
CONTROL



All trademarks belong to their respective owners; third party trademarks, product names, trade names, corporate names and company names mentioned may be trademarks of their respective owners or registered trademarks of other companies and are used for instructional purposes and for the benefit of the owner, without any end of Copyright infringement in force.

Tutti i marchi riportati appartengono ai legittimi proprietari; marchi di terzi, nomi di prodotti, nomi commerciali, nomi corporativi e società citati possono essere di proprietà dei rispettivi titolari o registrati da altre società e sono stati utilizzati a puro scopo esplicativo e a beneficio del possessore, senza alcun fine di violazione dei diritti di Copyright vigenti.

Gli scambiatori di calore aria-olio **EMMEGI**, sono impiegati per il raffreddamento di circuiti oleodinamici usando, come fluido raffreddante, l'aria ambiente convogliata sulla radiante da una ventola azionata da un motore elettrico o idraulico. La massa radiante, in lega d'alluminio ad alta resistenza, è ottenuta mediante un processo costruttivo di saldobrasatura sottovuoto. La particolare configurazione dei condotti aumenta la turbolenza del fluido e di conseguenza la capacità di scambio; inoltre, la presenza di speciali turbolatori sull'alettatura del pacco radiante, migliora ulteriormente il coefficiente di trasmissione totale. Il risultato è un prodotto tecnologicamente avanzato di dimensioni contenute, leggero e robusto.

Fluidi compatibili

- . OIL MINERALI, HL, HLP.
- . EMULSIONI ACQUA-OLIO
- . ACQUA-GLICOLE
- . Per altri fluidi consultare EMMEGI.

Specifiche tecniche Masse Radianti

- . Materiale: alluminio "long life".
- . Pressione d'esercizio: 20 bar.
- . Pressione di collaudo: 35 bar.
- . Temperatura max d'esercizio: 120°C
- . Per particolari atmosfere aggressive consultare l'EMMEGI.

Installazione

Lo scambiatore può essere montato in posizione orizzontale o verticale, rispettando la distanza minima dalla parete (vedi fig. 1), in modo da assicurare un naturale afflusso e deflusso dell'aria di raffreddamento.

Lo scambiatore è installato, di norma, sulle tubazioni di ritorno dell'olio del serbatoio; deve, inoltre essere protetto da urti e vibrazioni meccaniche mediante supporti e collegato all'impianto con tubazioni flessibili. È necessario evitare che sia sottoposto a brusche variazioni di portata, colpi d'ariete e pulsazioni continue che danneggiano in modo irreversibile la radiante.

Per preservare lo scambiatore dalla sovrappressione che si genera all'avviamento dell'impianto, per elevata viscosità dell'olio, si suggerisce l'inserimento di una valvola di by-pass (vedi fig.2).

EMMEGI air-oil heat exchangers are used for cooling oil hydraulic systems using as the coolant ambient air that passes over the radiant by means of a fan operated by an electric or hydraulic motor.

The cooler element, in high resistance aluminium alloy, is obtained by means of a braze-welding process carried out under vacuum.

The particular configuration of the cooling pipes increase the turbulence of the fluid consequently of the exchange capacity; moreover, the presence of special jets on the cooler finning further improves the total transmission coefficient.

The result is a very small, light and robust technologically advanced product.

Compatible fluids

- . MINERAL OILS; HL; HLP.
- . WATER-OIL EMULSION.
- . WATER-GLYCOL.
- . Consults EMMEGI for other fluids.

Technical specification of Cooler Element

- . Material: "long life" aluminium.
- . Operating pressure: 20 bar
- . Test pressure: 35 bar.
- . Max operating temperature: 120°C.
- . For specially "aggressive" atmospheres contact EMMEGI.

Installation

The exchangers can be fitted in a horizontal position, respecting the minimum distance from the wall (see fig.1) so as to ensure a natural flow of cooling air.

The exchangers is usually installed on oil tank return piping; it must also be protected from impacts and mechanical vibrations by supports and must be connected to the plant with flexible pipes.

Avoid subjecting the exchanger to sudden changes in flow, hammering and pulsations that can cause irreversible damage to the element.

We recommend installing a by-pass valve (see fig.2) to protect the exchanger from over-pressure generated when the plants is started up due to high oil viscosity.

Manutenzione

È buona norma prestare particolare attenzione alla pulizia della massa radiante per garantire un naturale ricambio d'aria, ed evitare una diminuzione dell'efficienza termica.

Pulizia lato olio

Per eseguire la pulizia lato olio, lo scambiatore dovrà essere smontato. Lo sporco può essere rimosso flussando in controcorrente un prodotto sgrassante, compatibile con alluminio. Effettuare un lavaggio con olio idraulico prima di ricollegare il prodotto all'impianto.

Pulizia lato aria

La pulizia lato aria può essere effettuata con aria compressa o acqua, con direzione del getto parallelo alle alette per non danneggiarle. Lo sporco oleoso o grasso può essere rimosso con getto di vapore o acqua calda. Durante questa operazione, il motore elettrico non deve essere collegato alla tensione, e dovrà essere adeguatamente protetto.

Esempio di scelta dello scambiatore

Per effettuare la scelta dello scambiatore si procede come segue:

Potenza da dissipare : 9 [KW]
Portata olio ISO VG 32 : 90 [lpm]
Temperatura ingresso olio : 60 [°C]
Temperatura ambiente : 30 [°C]
Ventola azionata da motore elettrico 230/400V-50Hz.

Si calcola la potenza specifica di scambio espressa in KW/°C, conoscendo la potenza da dissipare e il ΔT (differenza tra la temperatura olio ingresso e la temperatura ambiente).

$$P = \frac{9 \text{ KW}}{60^\circ - 30^\circ} = 0.30 \text{ KW/}^\circ\text{C}$$

Nota la portata olio (90 lpm) e la potenza specifica di scambio (0.30 KW/°C) si procede alla ricerca del prodotto avvalendosi dei grafici riportati a catalogo, relativi ai singoli modelli.

Maintenance

You should be particularly carefully in cleaning the cooler element to guarantee a natural exchange of air, in order to prevent a reduction in thermal efficiency

Cleaning oil side

The exchanger should be dismantled to clean on the oil side. The dirt can be removed by flushing, in counter-current, de-greasing substance, compatible with aluminium. Wash with hydraulic oil before re-connecting the product to the plant.

Cleaning air side

Cleaning on the air side can be done using compressed air or water, directing the jet parallel to the fins so as not to damage them.

Oily dirt or grease can be removed with a jet of steam or hot water. During this operation, the electric motor must be disconnected from the voltage supply, and must be adequately protected.

Example of how to choose a heat exchanger

Proceed with sizing the exchanger, with a knowledge of the data as the example below shows:

Power to dissipate : 9 [KW]
ISO VG 32 oil flow : 90 [lpm]
Oil input temperature : 60 [°C]
Ambient temperature : 30 [°C]
Fan operating with an electric motor 230/400V-50Hz.

You can then calculate the specific heat exchange power KW/°C if you know the power to dissipate and the ΔT (the difference between the oil input temperature and the ambient temperature).

$$P = \frac{9 \text{ KW}}{60^\circ - 30^\circ} = 0.30 \text{ KW/}^\circ\text{C}$$

Note the oil flow (90 lpm) and specific exchange power (0.30 KW/°C), product research is made by referring to the graph in the catalogue which is relevant to each model.

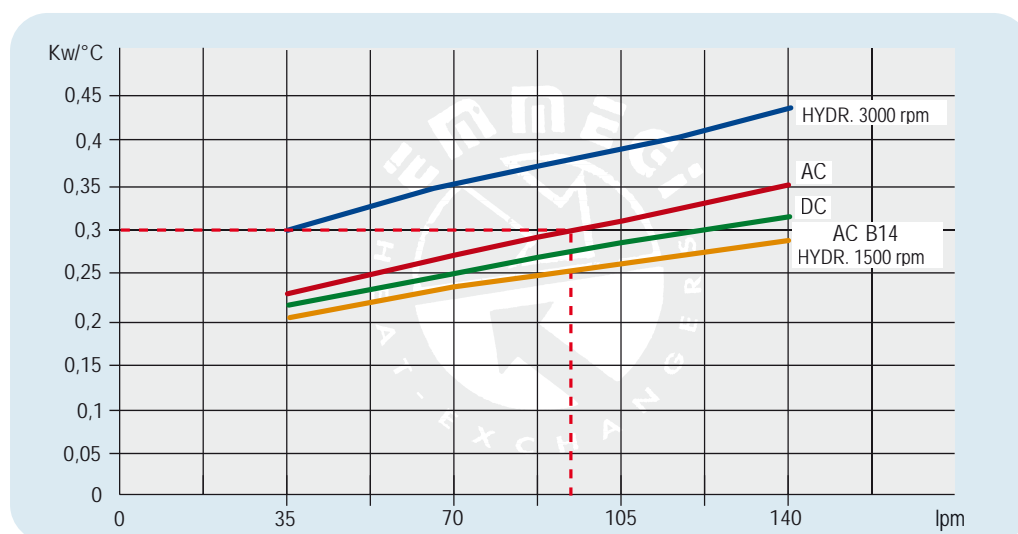
Dati tecnici Technical Data



P/N	V	Hz	kW	A	rpm	ø Fan	dB(A)	(m³/h)	IP	lt	Kg
253001 ###	230 AC	50/60	0,23/0,35	1,1/1,55	2700/3000	300	78	2220	44		15
253003 ###	230-400 AC	50/60	0,21/0,30	0,62-0,36/0,84-0,48	2580/2750	300	76	2500	44		15
253004 ###	230-400 AC B14 265-460 AC B14	50 60	0,37 0,44	2,2-1,25 2,2-1,25	1370 1640	300	70	1850	55	1,6	20
253012 ###	12 DC	/	0,16	13,3	2660	305	80	1675	67		14
253024 ###	24 DC	/	0,18	7,4	2870	300	83	1880	67		14
253056 ###	Prepared for Gr.2 hydraulic motor					300			/		15

Contattare EMMEGI Contact EMMEGI

Diagramma rendimento Performance diagram



Lo scambiatore selezionato risulta il modello:
MG AIR 2030K - 230/400 - 50Hz
cod. 253003###.

The exchanger selected is the following model:
MG AIR 2030K - 230/400 - 50Hz
cod. 253003###.

Per la completa identificazione dello scambiatore consultare la pagina "DENOMINAZIONE CODICE PRODOTTO". Nel caso non siano conosciuti tutti i dati, per la scelta prendere contatto **EMMEGI**.

For a complete description of the exchanger consult the "PRODUCT ORDERING CODE" page. If you do not know all the data required for selecting the model, contact EMMEGI.

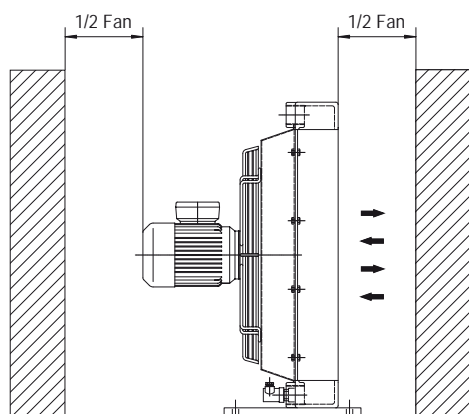


Fig.1

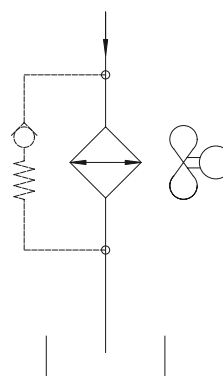
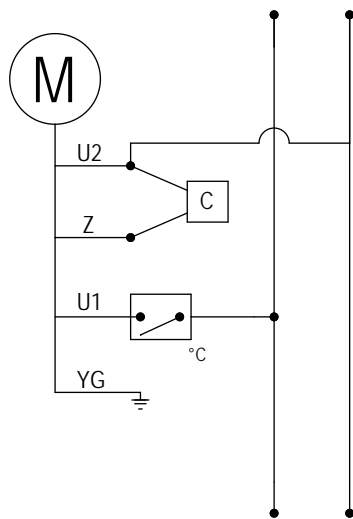


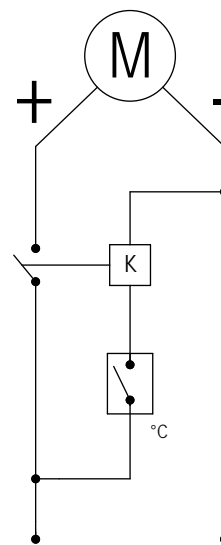
Fig.2

Collegamenti elettrici

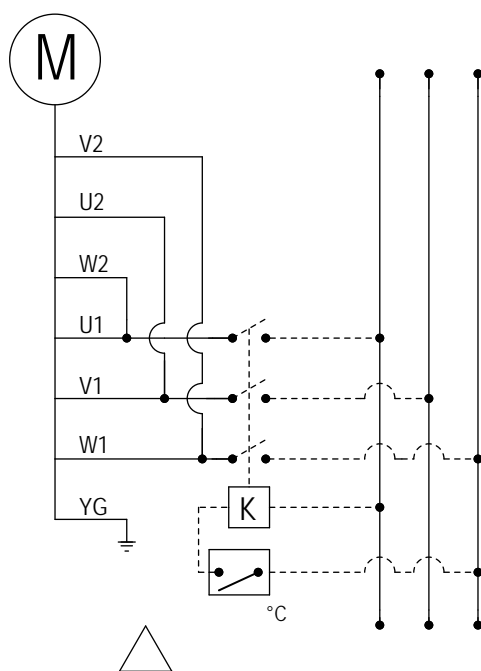
Electric Wiring



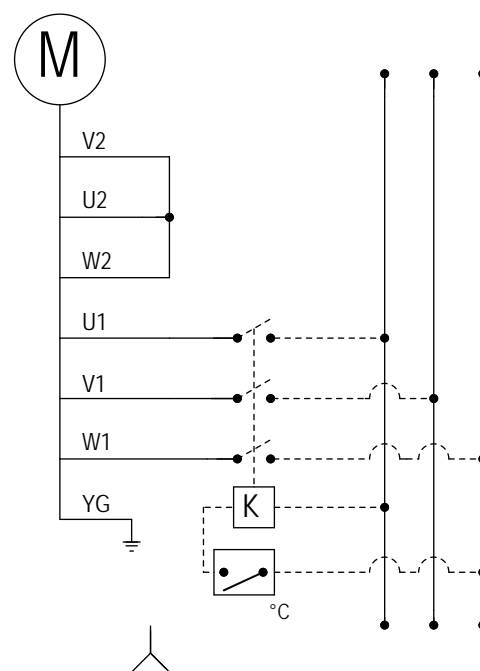
230V AC 1 PHASE



12-24V DC



230V AC 3 PHASE



400V AC 3 PHASE

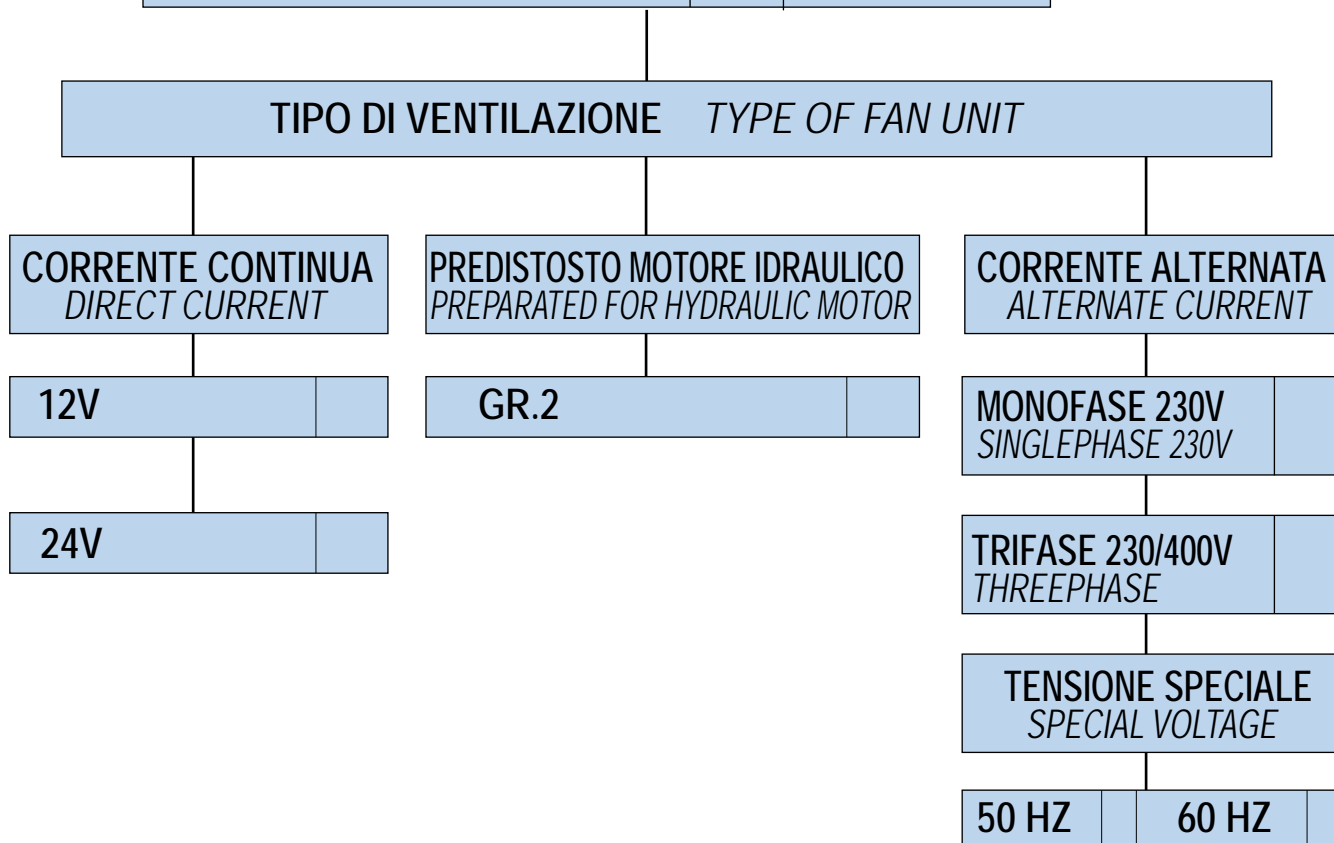
°C = Termostato NA./Thermostat No.

K = Relè/Relay

CLIENTE COMPANY	
RICHIEDENTE NAME	

ARIA-OLIO AIR-OIL

PORTATA OLIO OIL FLOW RATE	Imp	
POTENZA INSTALLATA TOTAL POWER	KW	
POTENZA DA DISSIPARE POWE TO BE DISSIPATED	KW	
TEMPERATURA INGRESSO OLIO OIL TEMPERATURE INLET	°C	
TEMPERATURA ARIA MAX MAX AMBIENT TEMPERATURE	°C	
VISCOSITÀ OLIO OIL VISCOSITY	cst	
PRESSIONE DI LAVORO WORKING PRESSURE	bar	



Denominazione codice prodotto *Aria-olio Serie 2000K*

Ordering code

Air-oil 2000K Series

2

520

03

2

01

TIPO DI SISTEMA *COOLER SERIES*

520 (*MG AIR 2020K*)

TIPO DI MOTORIZZAZIONE *FAN MOTOR TYPE*

- 01 *AC 230V 50/60 Hz*
- 03 *AC 230V-400V 50/60Hz*
- 04 *AC 230V-400V-50Hz (B14) / AC 265V-460V- 60Hz (B14)*
- 12 *DC 12V*
- 24 *DC 24V*
- 56 *Pred. per mot. idr. gr. 2 Prep. for hydr. mot. gr. 2*

TERMOSTATI *THERMOSTATS*

- 1 *Termostato fisso Fixed thermostat 40-28°*
- 2 *Termostato fisso Fixed thermostat 50-38°*
- 3 *Termostato fisso Fixed thermostat 60-48°*
- 4 *Termostato fisso Fixed thermostat 70-58°*
- 5 *Termostato fisso Fixed thermostat 80-68°*
- 6 *Termostato fisso Fixed thermostat 90-78°*
- 8 *Termostato regolabile Adjustable thermostat 0-90° (TC2)*
- 9 *Termostato regolabile collegato Connected adjustable thermostat 0-120° (TC2)*

TIPO DI VENTILAZIONE *VENTILATING TYPE*

- 01 *Aspirante Suction air flow*
- 02 *Soffiante Blowing air flow*

Serie K - *K Series*

2005K	pag. 8 - 9
2010K	pag. 10 -11
2015K	pag. 12 -13
2020K	pag. 14 -15
2024K	pag. 16 -17
2030K	pag. 18 -19
2040K	pag. 20 -21
2050K	pag. 22 -23



Serie K 2 Pass - *2 Pass K Series*

2010K 2PASS	pag. 24-25
2015K 2PASS	pag. 26-27
2020K 2PASS	pag. 28-29
2024K 2PASS	pag. 30-31
2030K 2PASS	pag. 32-33
2040K 2PASS	pag. 34-35
2050K 2PASS	pag. 36-37

Serie 2KS - *2KS Series*

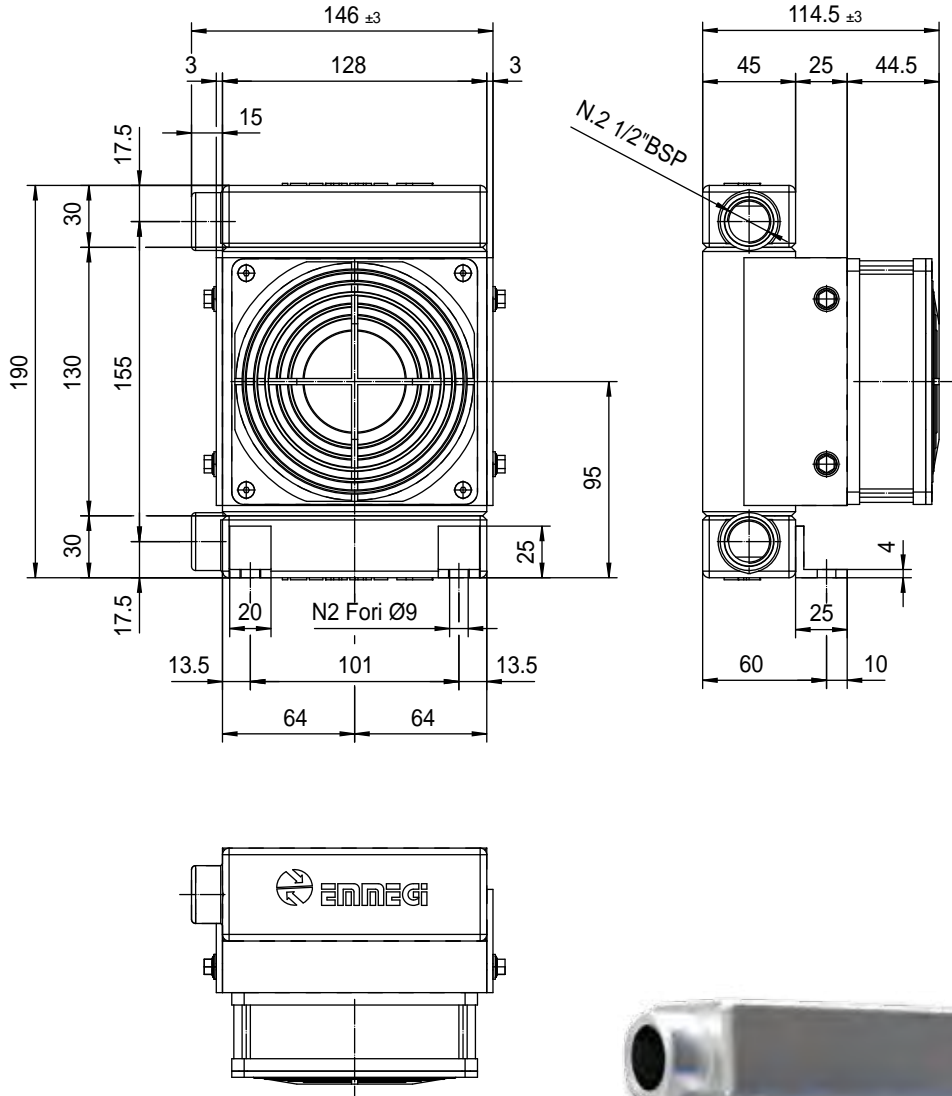
2020 2KS	pag. 38-39
2024 2KS	pag. 40-41
2030 2KS	pag. 42-43
2040 2KS	pag. 44-45



Serie K By-Pass - *By-Pass K Series*

2015K By-Pass	pag. 40-41
2020K By-Pass	pag. 42-43
2024K By-Pass	pag. 44-45
2030K By-Pass	pag. 46-47
2040K By-Pass	pag. 48-49

Dimensioni Dimensions



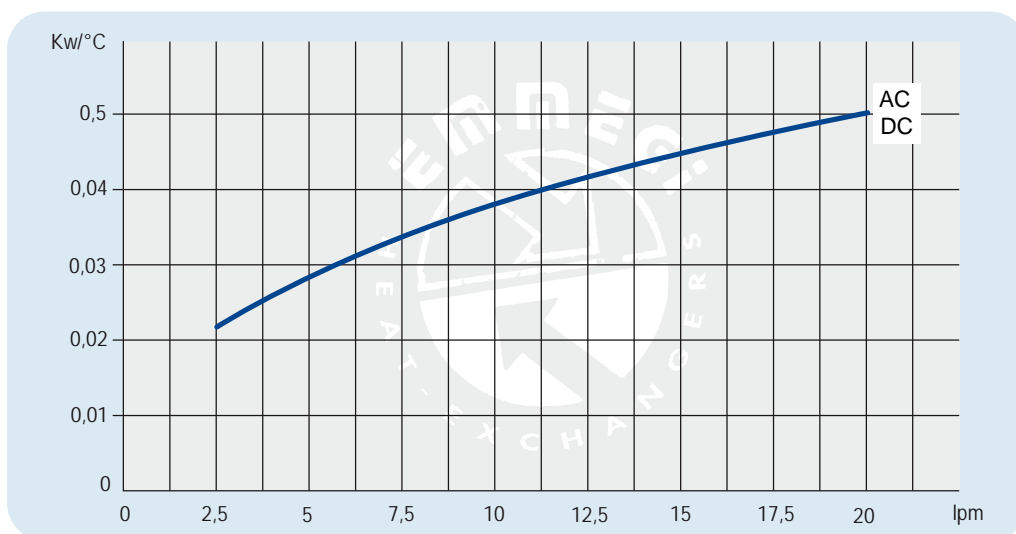
Le dimensioni di ingombro e le caratteristiche tecniche non sono impegnative
Over-all dimensions and technical characteristic are not binding

MG 2005K

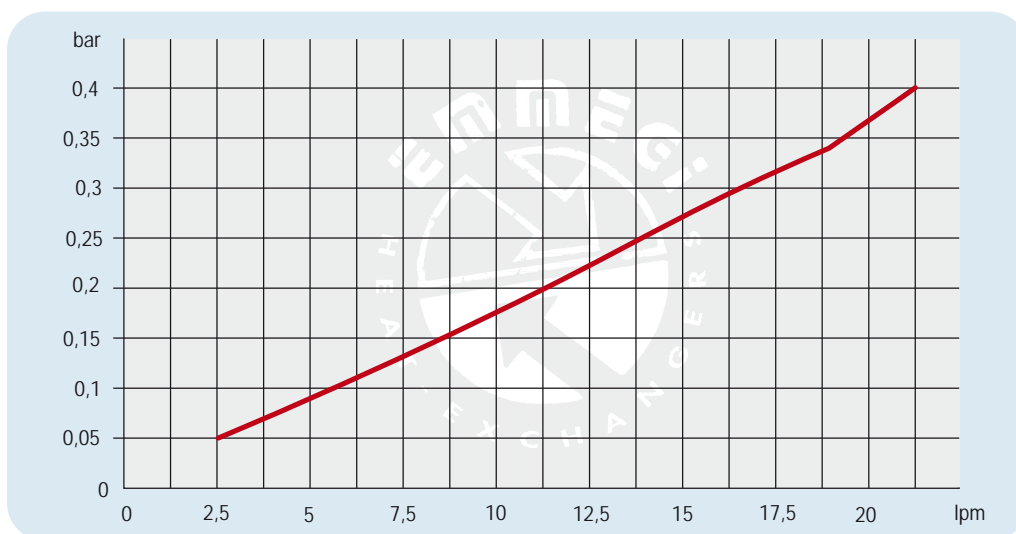
Dati tecnici Technical Data

P/N	V	Hz	kW	A	rpm	ø Fan	dB(A)	(m³/h)	IP	lt	Kg
054240023050#	230 AC	50	0,019	0,12	2650	105	40/47	125			
054240001200#	12 DC	/	0,005	0,4	3050	105	45/49	140	IP67	0,3	3,2
054240002400#	24 DC	/	0,005	0,2	3050	105	45/49	140	IP67		

Diagramma rendimento Performance diagram



Perdite di carico Pressure drop (ISO VG 32)



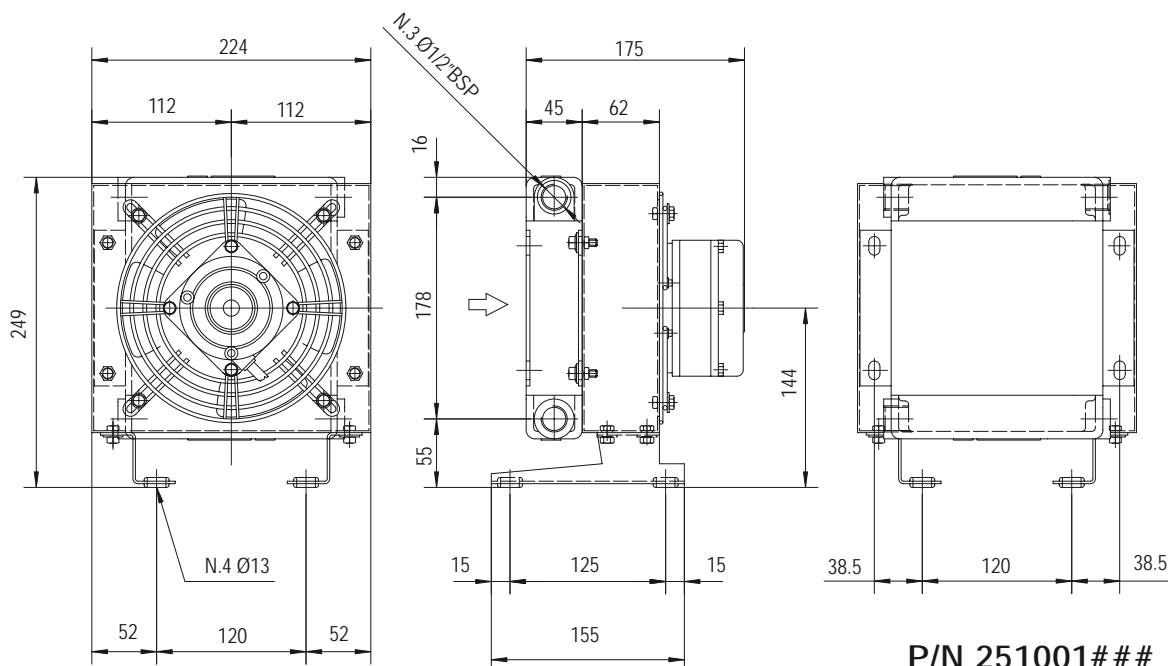
Fattore di correzione - F - (perdite di carico) Correction factor - F - (Pressure drop)

cst	10	15	20	30	40	50	60	80	100	200	300
F	0,5	0,65	0,77	1	1,2	1,4	1,6	1,9	2,1	3,3	4,3

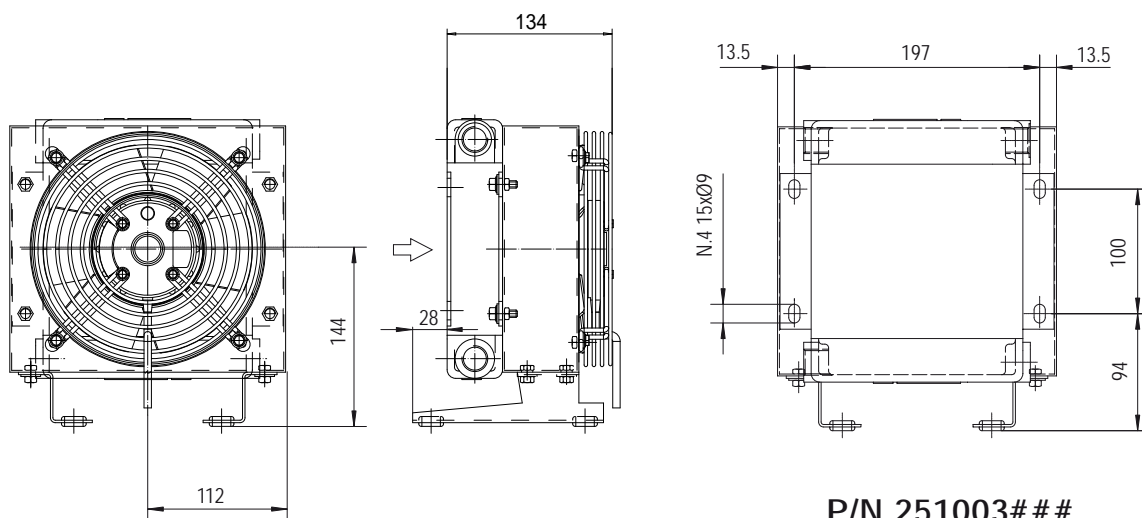


IMG 2005K

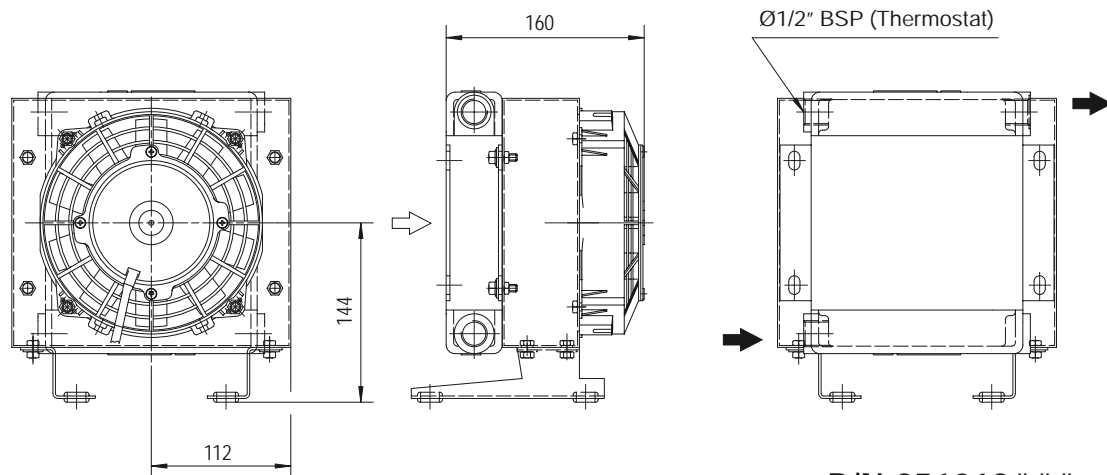
Dimensioni Dimensions



P/N 251001###



P/N 251003###



P/N 251012###

P/N 251024###

Le dimensioni di ingombro e le caratteristiche tecniche non sono impegnative
Over-all dimensions and technical characteristic are not binding

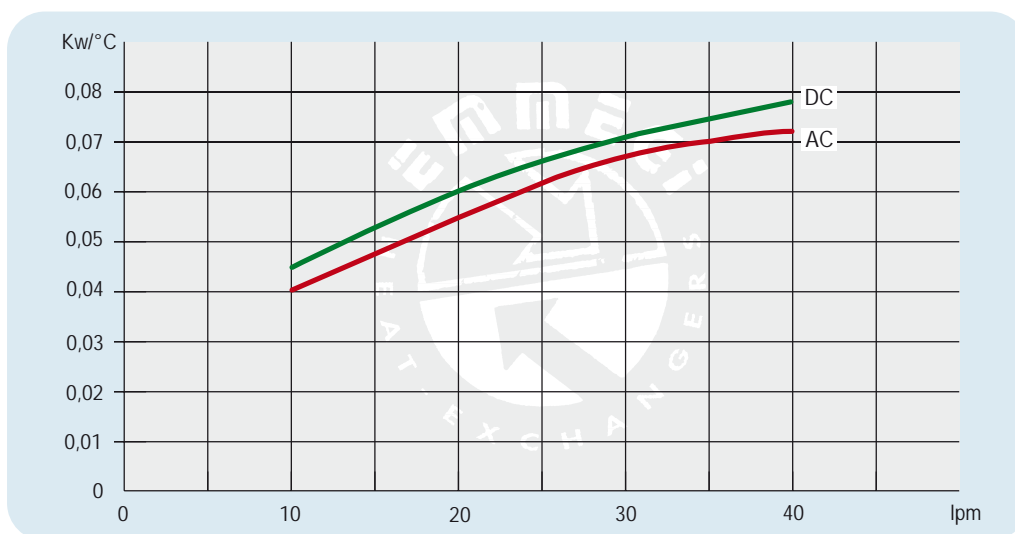
Dati tecnici Technical Data



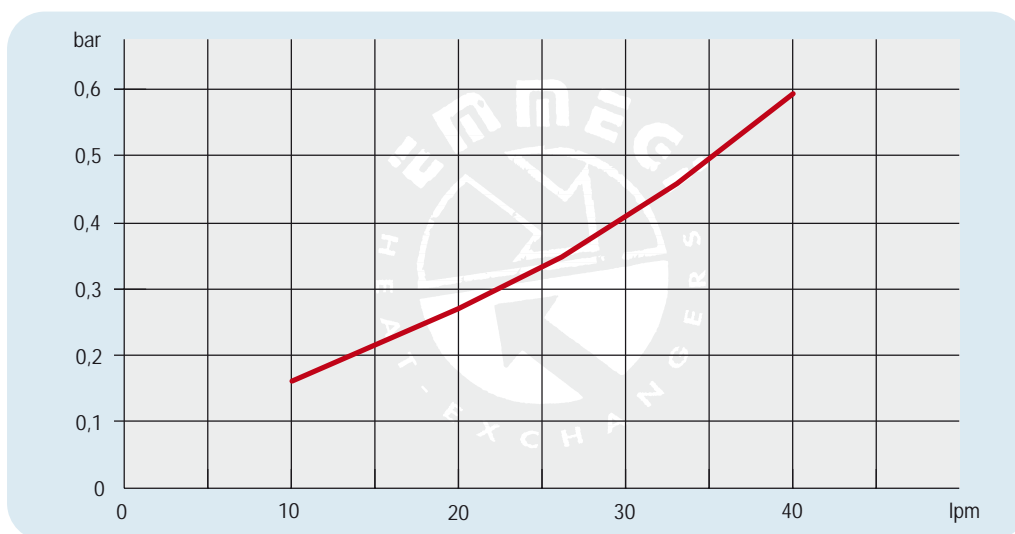
MG 2010K

P/N	V	Hz	kW	A	rpm	ø Fan	dB(A)	(m³/h)	IP	lt	Kg
251001 ###	230AC	50/60	0,010/0,047	0,21	2500	175	67	235	54	0.3	6
251003 ###	230-400 AC	50/60	0,045/0,043	0,13-0,09	2740/3100	175	63	190	54		6
251012 ###	12 DC	/	0,06	5,2	3860	167	75	410	67		5
251024 ###	24 DC	/	0,06	2,3	4045	167	75	410	67		5

Diagramma rendimento Performance diagram



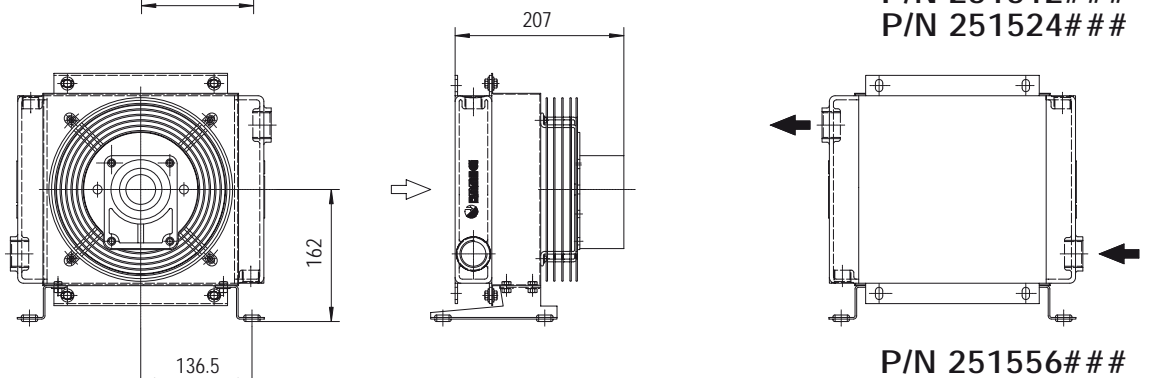
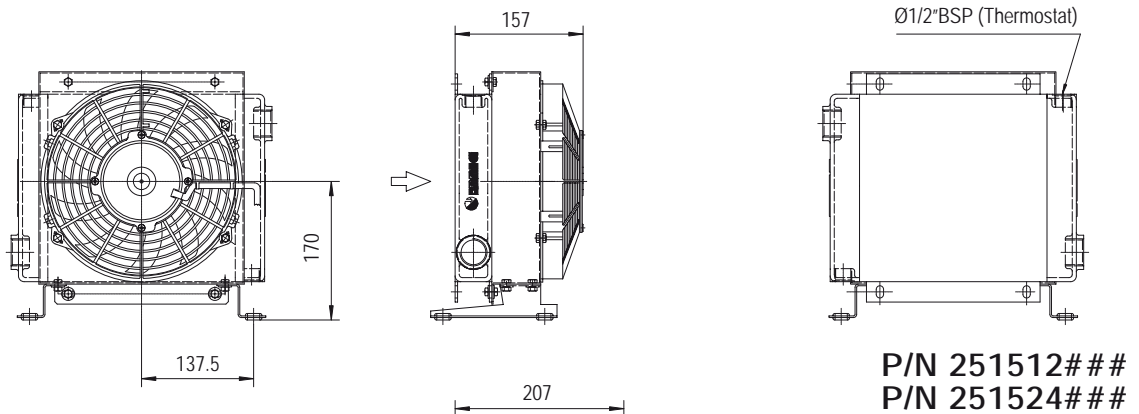
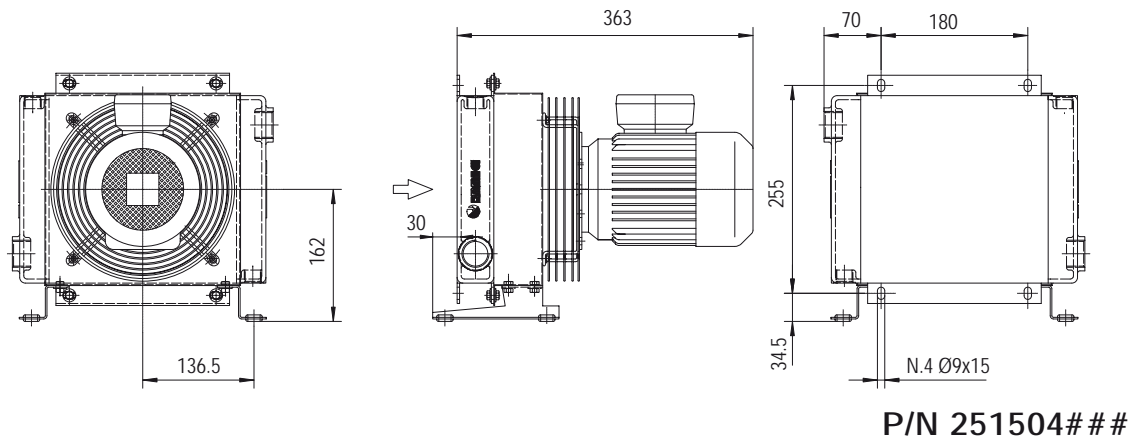
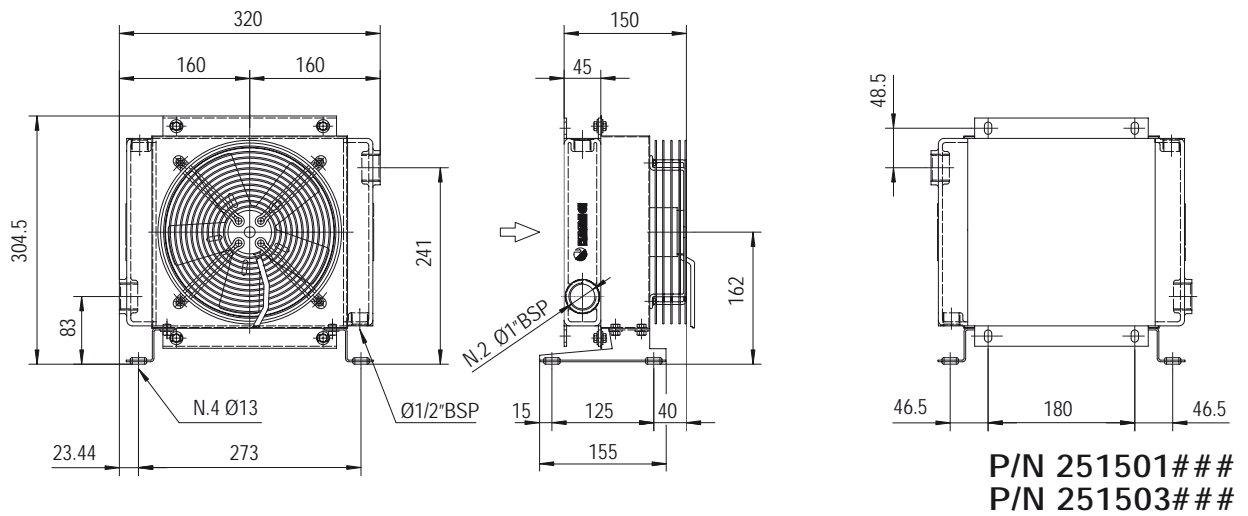
Perdite di carico Pressure drop (ISO VG 32)



Fattore di correzione - F - (perdite di carico) Correction factor - F - (Pressure drop)

cst	10	15	20	30	40	50	60	80	100	200	300
F	0,5	0,65	0,77	1	1,2	1,4	1,6	1,9	2,1	3,3	4,3

Dimensioni Dimensions



Le dimensioni di ingombro e le caratteristiche tecniche non sono impegnative
 Over-all dimensions and technical characteristic are not binding

Dati tecnici Technical Data

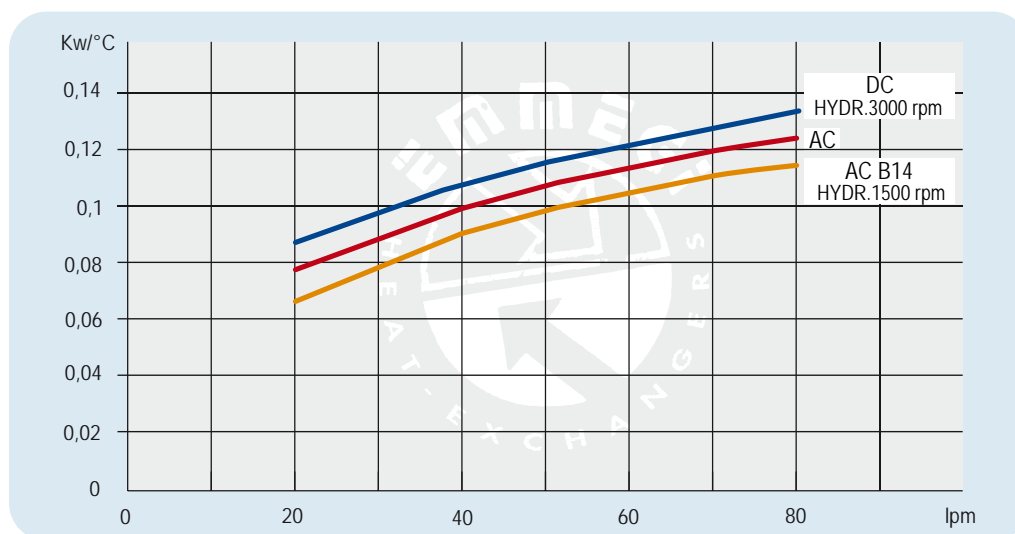


MG 2015K

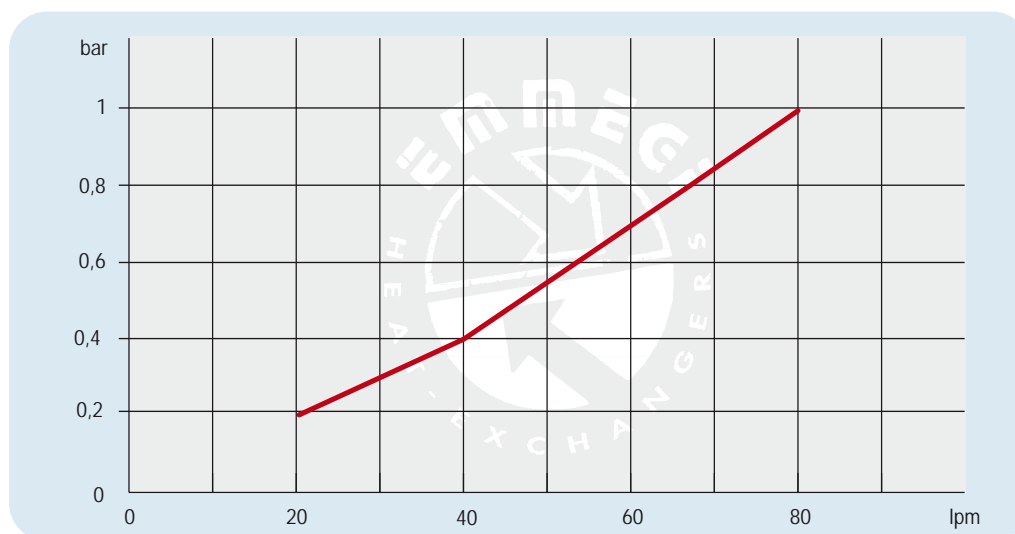
P/N	V	Hz	KW	A	rpm	ø Fan	dB(A)	(m³/h)	IP	lt	Kg	
251501 ###	230AC	50/60	0,050/0,061	0,24-0,28	2740/3120	200	68	700	44	0,5	7	
251503 ###	230-400 AC	50/60	0,068/0,070	0,17-0,13	2600/2900	200	69	720	44		7	
251504 ###	230-400 AC B14	50	0,25	1,7- 1	1340	200	61	415	55		6,5	10
	265-460 AC B14	60	0,30	1,7- 1	1610							6,5
251512 ###	12 DC	/	0,08	6,4	2770	225	72	790	67			6,5
251524 ###	24 DC	/	0,09	3,9	2900	225	73	865	67			6,5
251556 ###	Prepared for Gr.2 hydraulic motor					200			/	6		

Contattare EMMEGI Contact EMMEGI

Diagramma rendimento Performance diagram



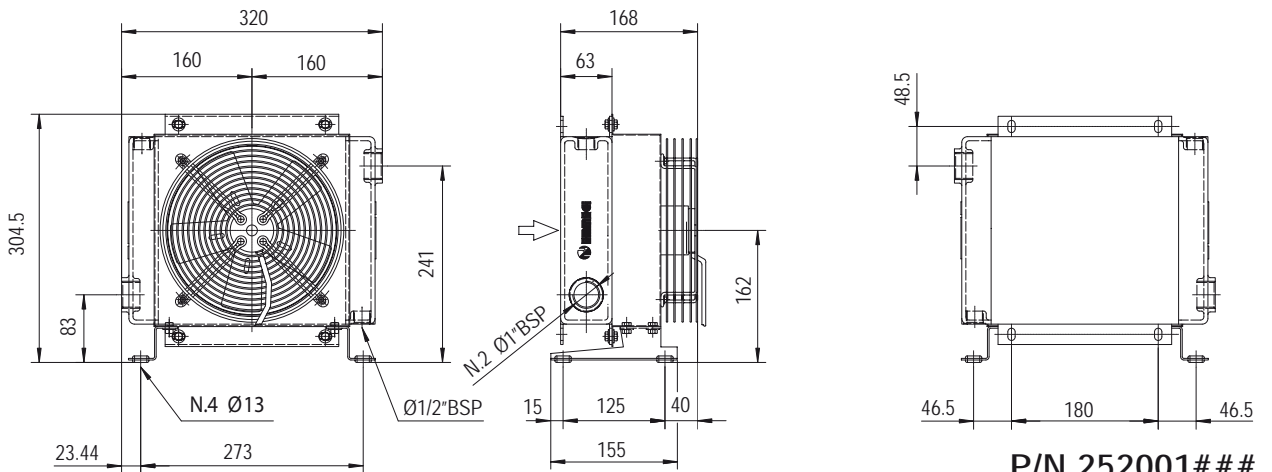
Perdite di carico Pressure drop (ISO VG 32)



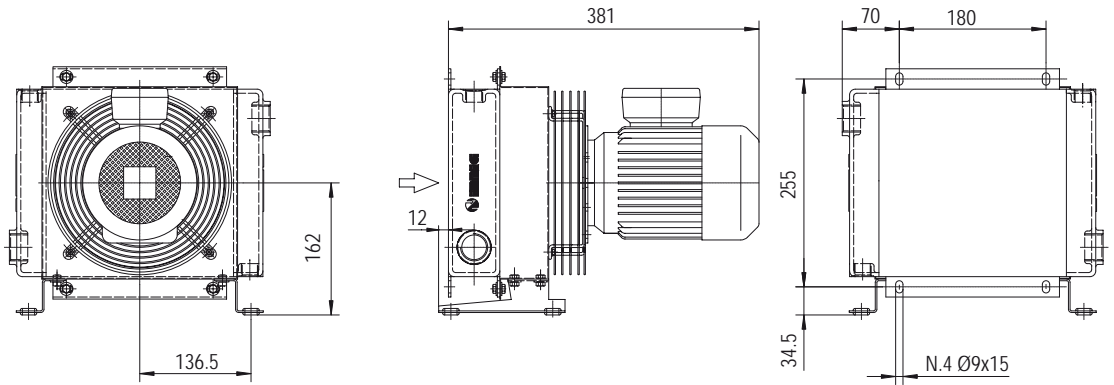
Fattore di correzione - F - (perdite di carico) Correction factor - F - (Pressure drop)

cst	10	15	20	30	40	50	60	80	100	200	300
F	0,5	0,65	0,77	1	1,2	1,4	1,6	1,9	2,1	3,3	4,3

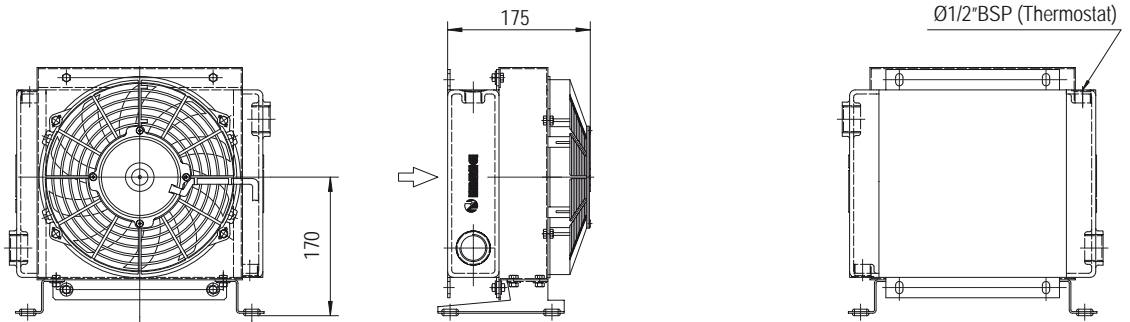
Dimensioni Dimensions



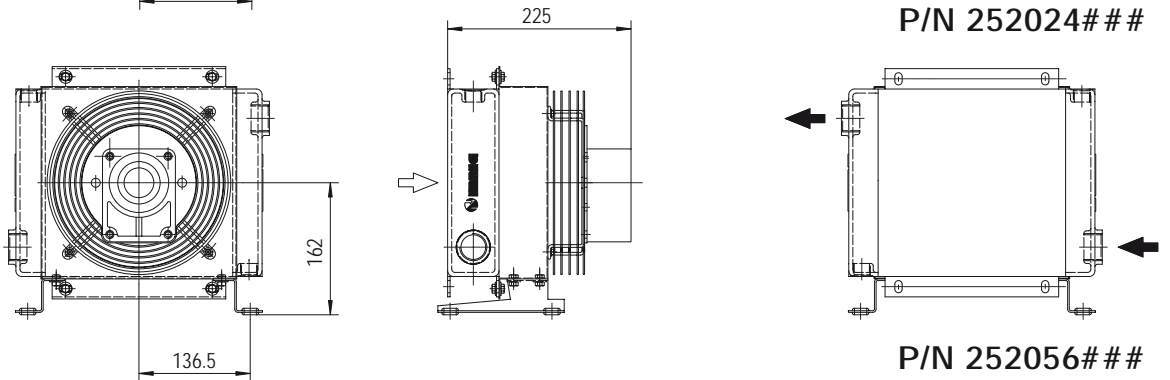
P/N 252001###
P/N 252003###



P/N 252004###



P/N 252012###
P/N 252024###



P/N 252056###

Le dimensioni di ingombro e le caratteristiche tecniche non sono impegnative
Over-all dimensions and technical characteristic are not binding

Dati tecnici Technical Data

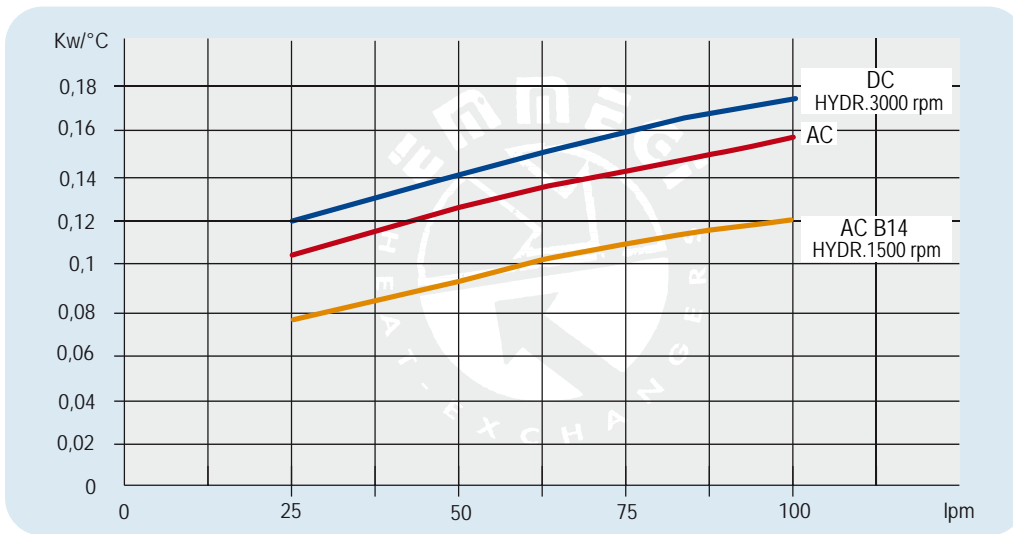


MG 2020K

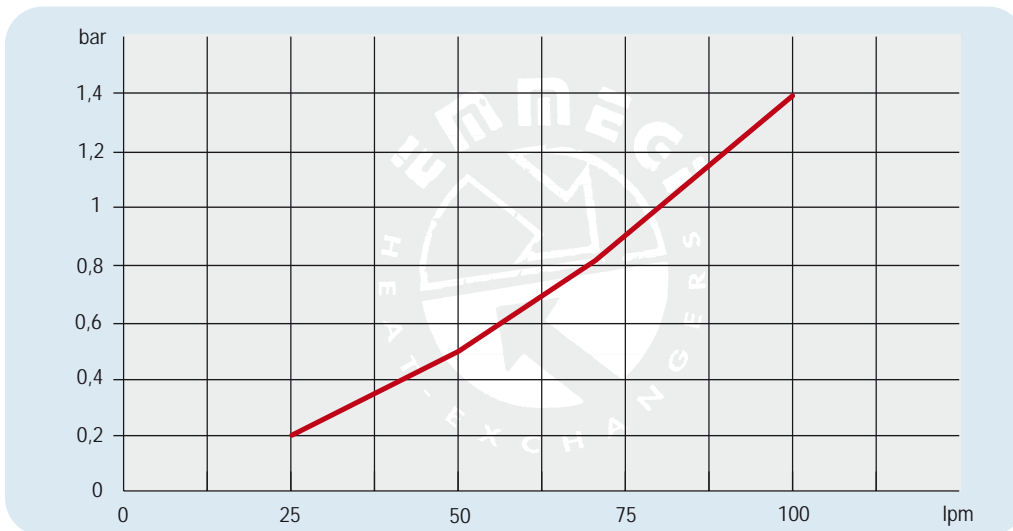
P/N	V	Hz	KW	A	rpm	ø Fan	dB(A)	(m³/h)	IP	lt	Kg	
252001 ###	230AC	50/60	0,050/0,061	0,24-0,28	2740/3120	200	68	675	44	0,7	8	
252003 ###	230-400 AC	50/60	0,068/0,070	0,17-0,13	2600/2900	200	68	645	44		8	
252004 ###	230-400 AC B14	50	0,25	1,7- 1	1340	200	64	390	55		7	
	265-460 AC B14	60	0,30	1,7- 1	1610							
252012 ###	12 DC	/	0,08	6,4	2770	225	72	720	67			7
252024 ###	24 DC	/	0,09	3,9	2900	225	72	750	67			7
252056 ###	Prepared for Gr.2 hydraulic motor					200			/	7		

Contattare EMMEGI Contact EMMEGI

Diagramma rendimento Performance diagram



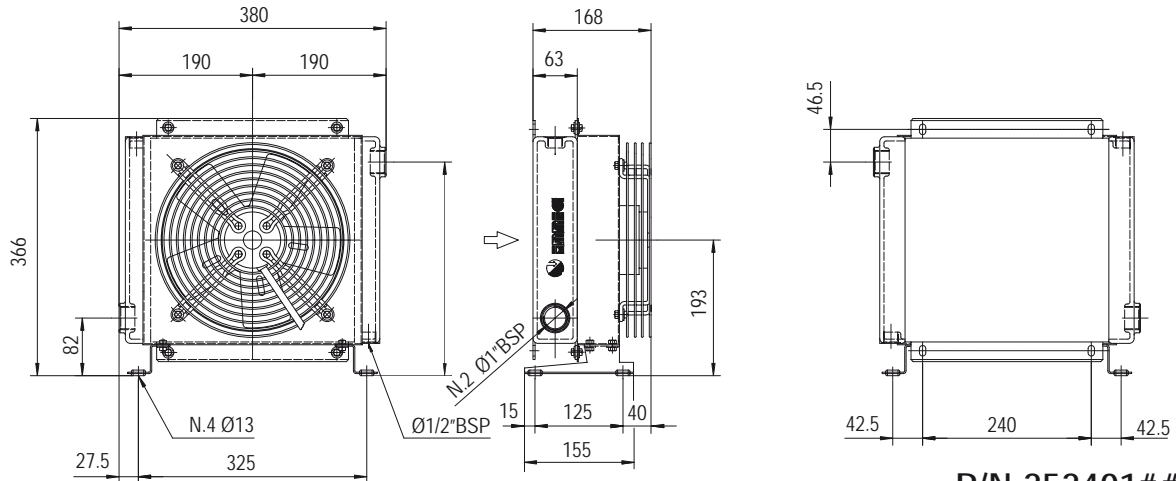
Perdite di carico Pressure drop (ISO VG 32)



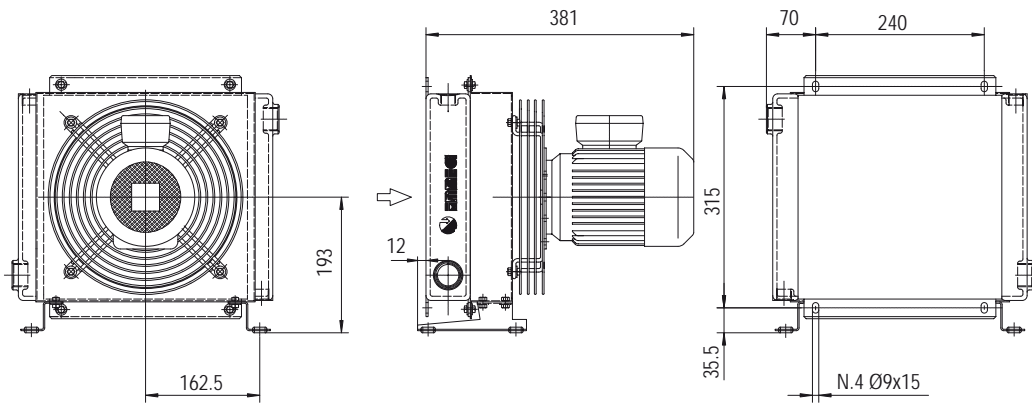
Fattore di correzione - F - (perdite di carico) Correction factor - F - (Pressure drop)

cst	10	15	20	30	40	50	60	80	100	200	300
F	0,5	0,65	0,77	1	1,2	1,4	1,6	1,9	2,1	3,3	4,3

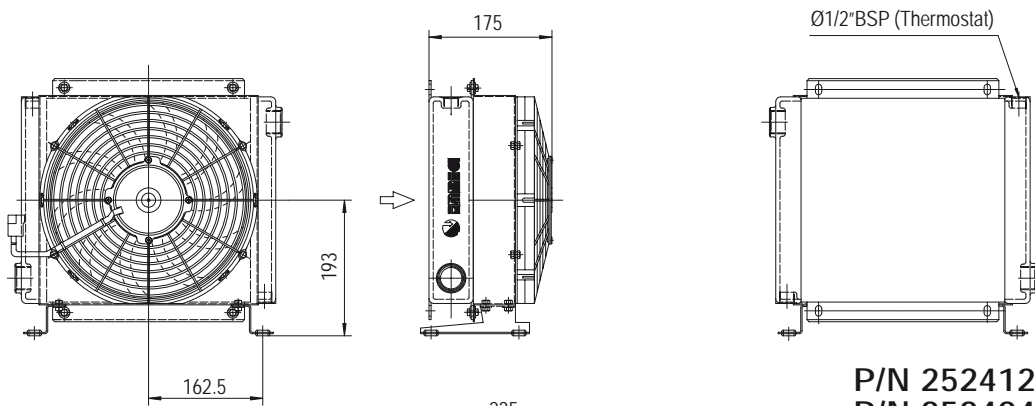
Dimensioni Dimensions



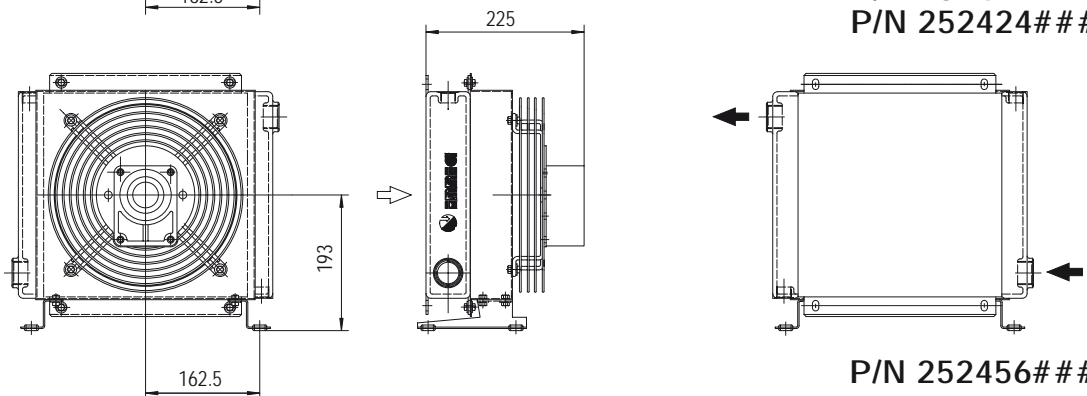
P/N 252401###
P/N 252403###



P/N 252404###



P/N 252412###
P/N 252424###



P/N 252456###

Le dimensioni di ingombro e le caratteristiche tecniche non sono impegnative
Over-all dimensions and technical characteristic are not binding

Dati tecnici Technical Data

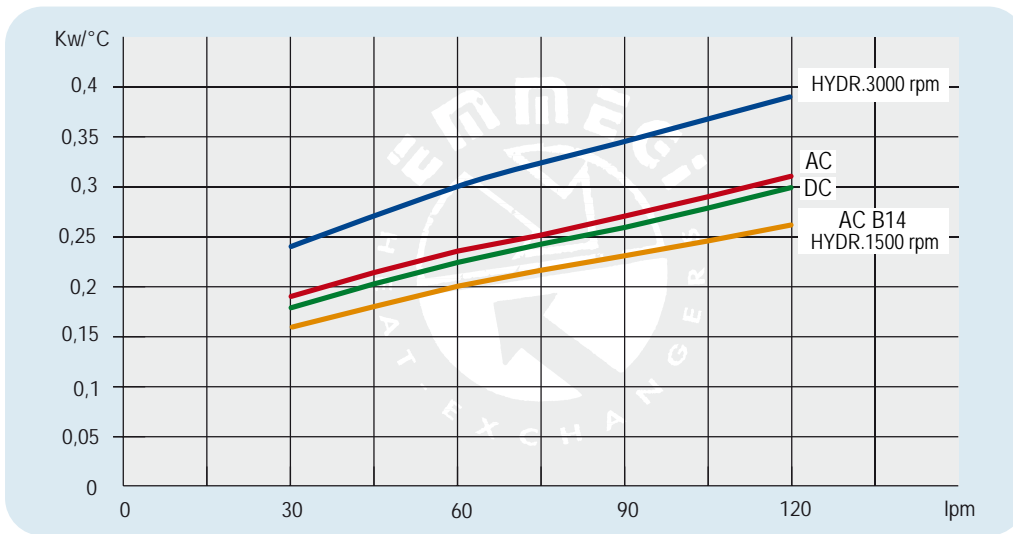


MG 2024K

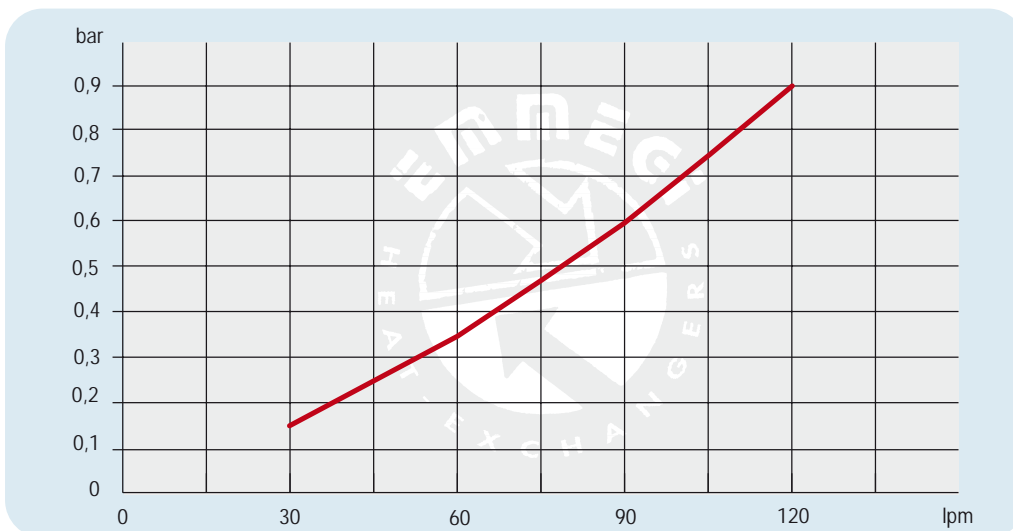
P/N	V	Hz	kW	A	rpm	ø Fan	dB(A)	(m³/h)	IP	lt	Kg
252401 ###	230AC	50/60	0,115/0,150	0,51/0,66	2450/2600	250	72	1350	44	1	11
252403 ###	230-400 AC	50/60	0,105/0,145	0,19/0,23	2500/2650	250	72	1300	44		11
252404 ###	230-400 AC B14 265-460 AC B14	50 60	0,25 0,30	1,7- 1 1,7- 1	1340 1610	250	64	1000	55	16	
252412 ###	12 DC	/	0,09	7,5	2710	280	72	950	67	10	
252424 ###	24 DC	/	0,10	4,3	2765	280	74	1030	67	10	
252456 ###	Prepared for Gr.2 hydraulic motor					250			/	10	

Contattare EMMEGI Contact EMMEGI

Diagramma rendimento Performance diagram



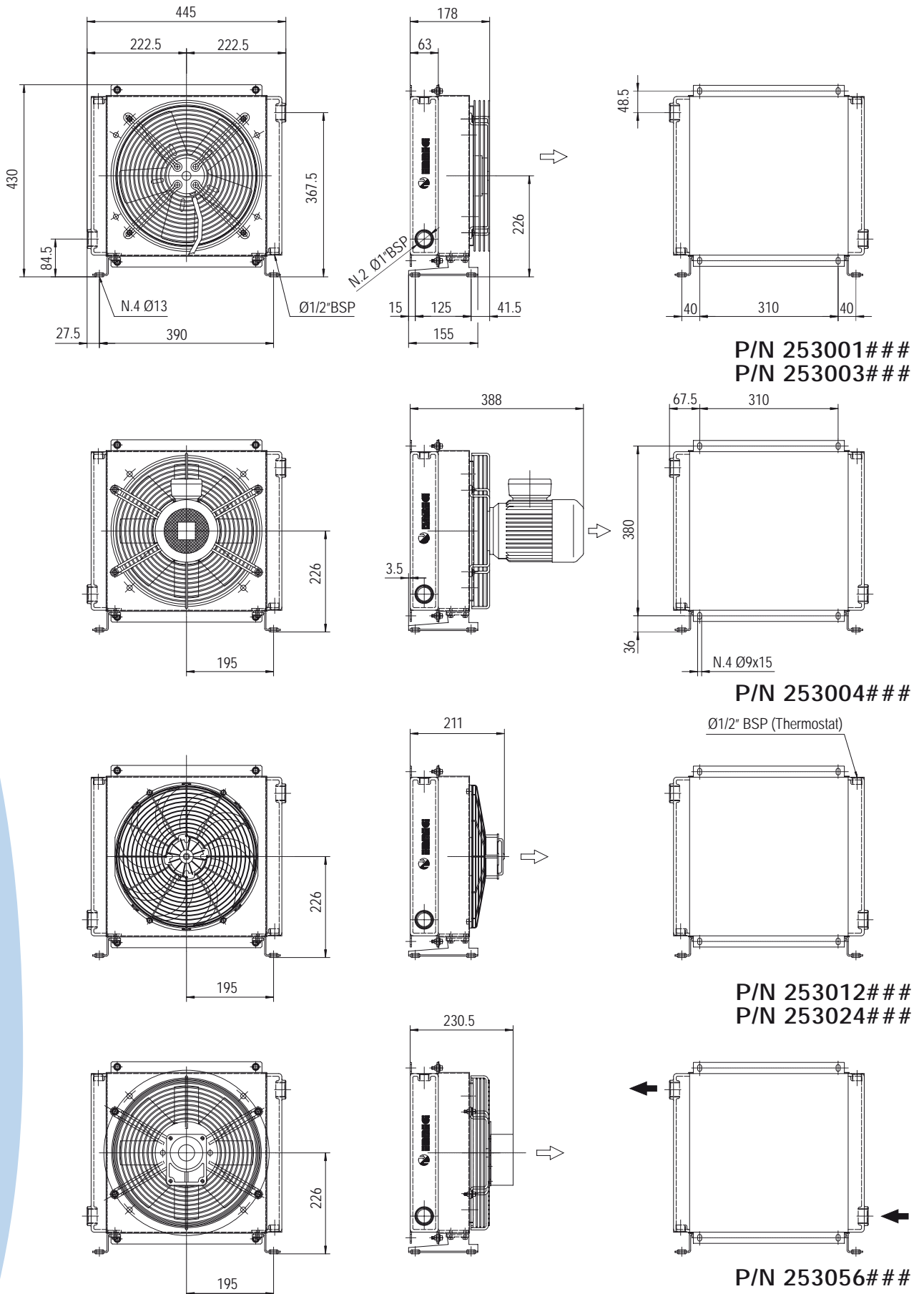
Perdite di carico Pressure drop (ISO VG 32)



Fattore di correzione - F - (perdite di carico) Correction factor - F - (Pressure drop)

cst	10	15	20	30	40	50	60	80	100	200	300
F	0,5	0,65	0,77	1	1,2	1,4	1,6	1,9	2,1	3,3	4,3

Dimensioni Dimensions



Le dimensioni di ingombro e le caratteristiche tecniche non sono impegnative
 Over-all dimensions and technical characteristic are not binding

MG 2030K

Dati tecnici Technical Data

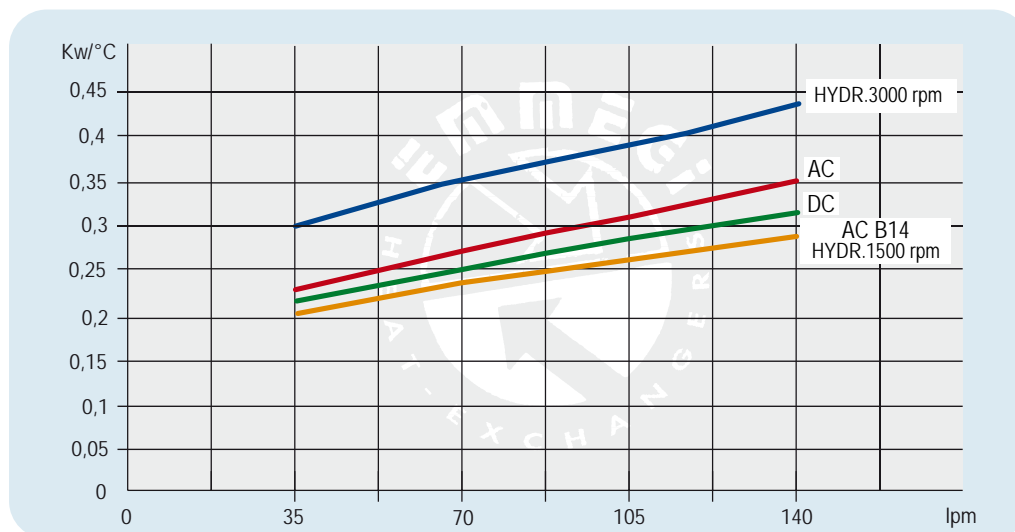


MG 2030K

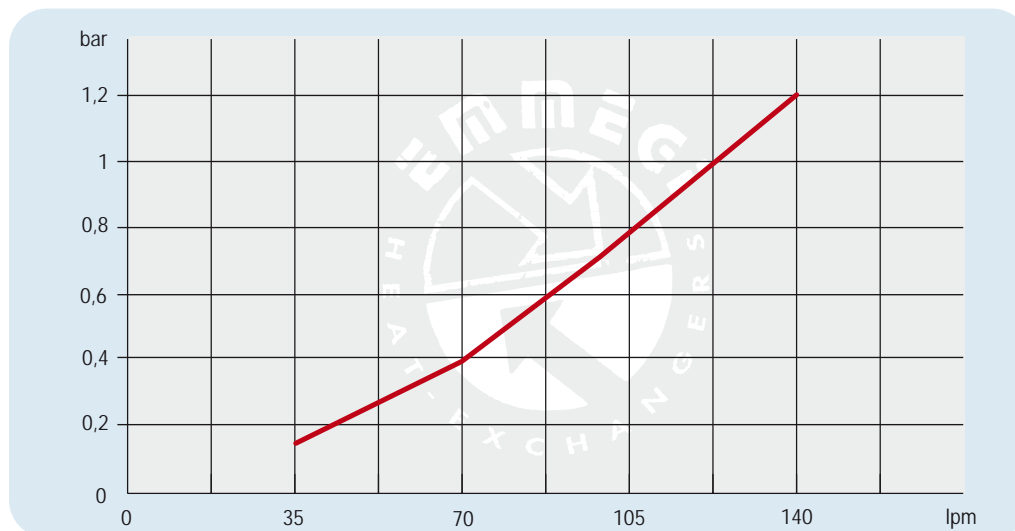
P/N	V	Hz	kW	A	rpm	∅ Fan	dB(A)	(m³/h)	IP	lt	Kg
253001 ###	230AC	50/60	0,23/0,35	1,1/1,55	2700/3000	300	78	2220	44	1,6	15
253003 ###	230-400 AC	50/60	0,21/0,30	0,62-0,36/0,84-0,48	2580/2750	300	76	2500	44		15
253004 ###	230-400 AC B14	50	0,37	2,2-1,25	1370	300	70	1850	55		20
	265-460 AC B14	60	0,44	2,2-1,25	1640						14
253012 ###	12 DC	/	0,16	13,3	2660	305	80	1675	67		14
253024 ###	24 DC	/	0,18	7,4	2870	305	83	1880	67		14
253056 ###	Prepared for Gr.2 hydraulic motor					300			/	15	

Contattare EMMEGI Contact EMMEGI

Diagramma rendimento Performance diagram



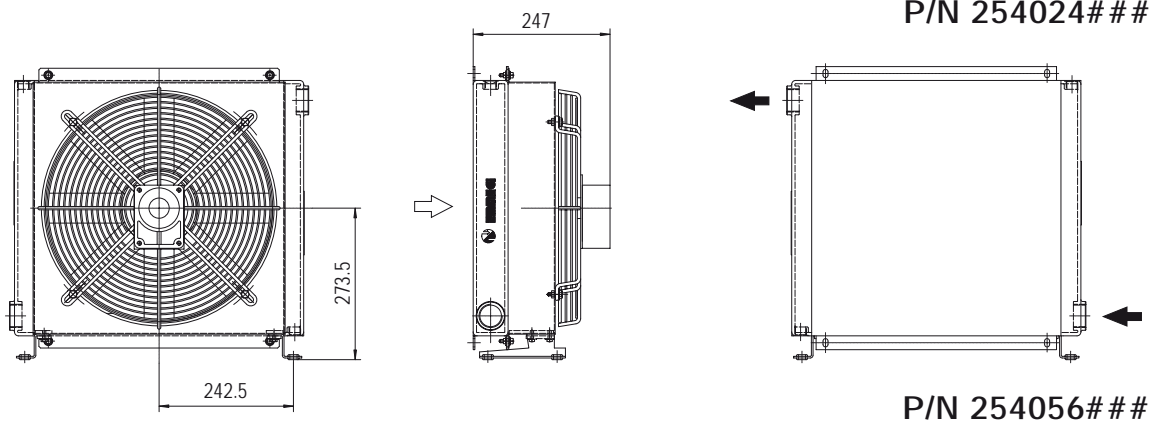
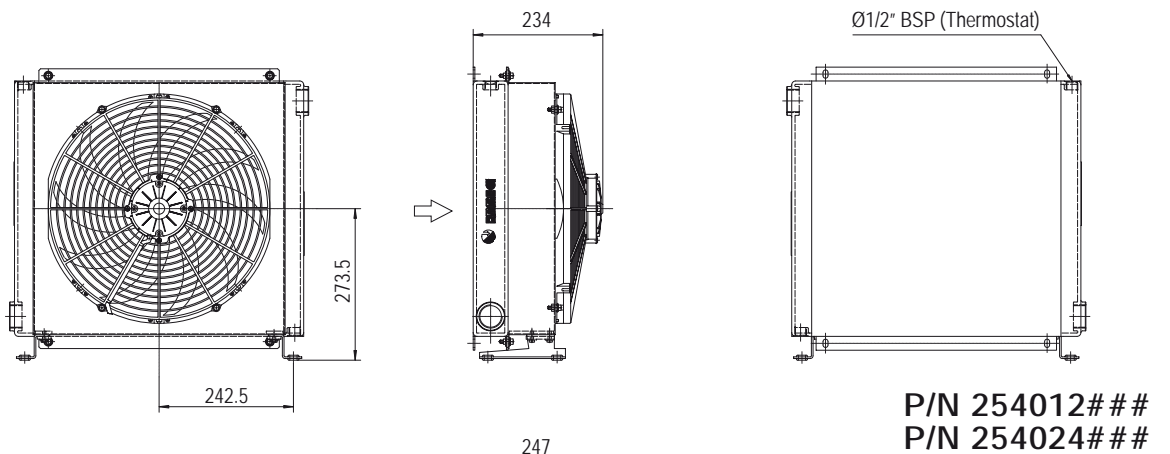
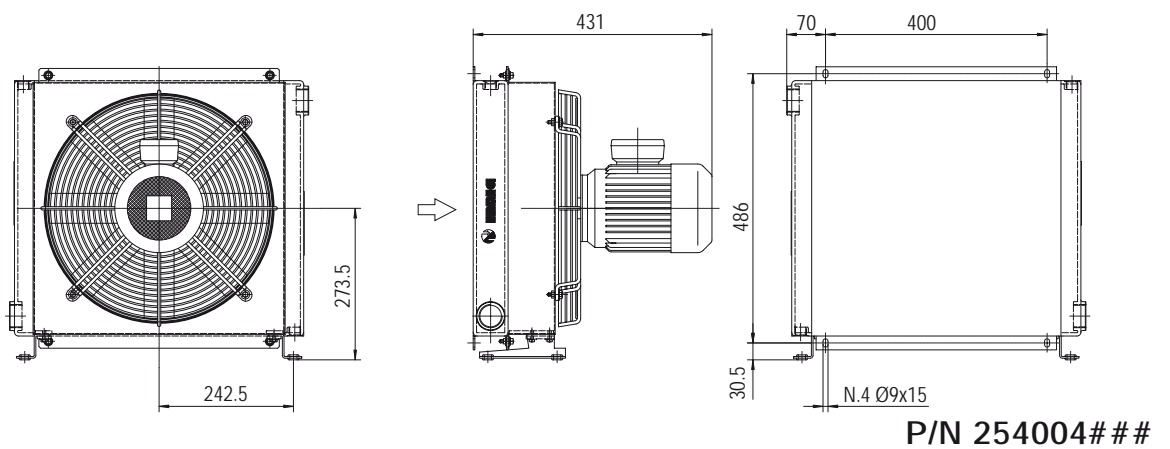
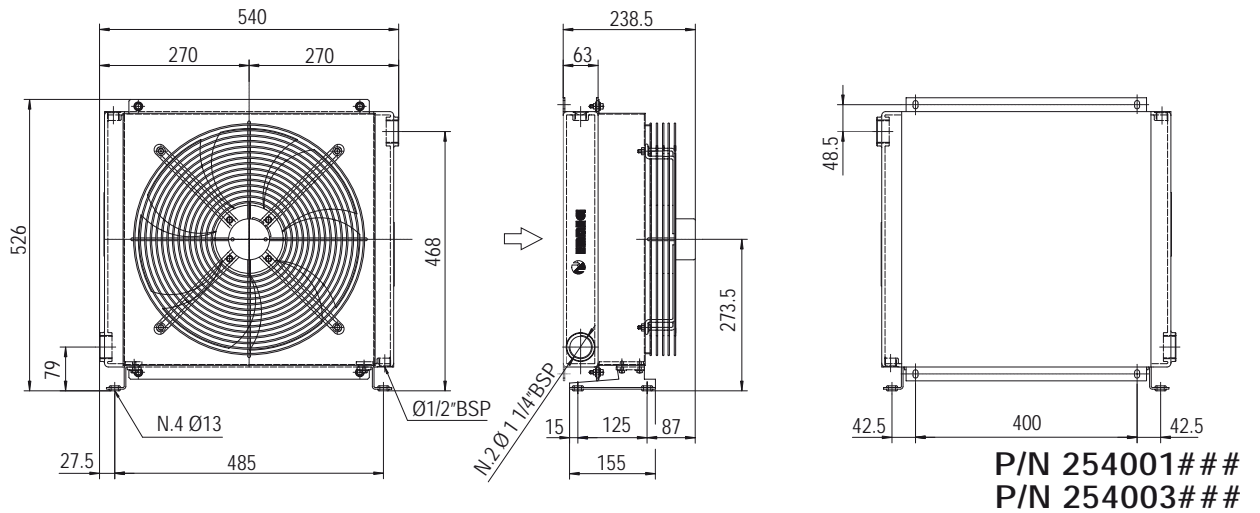
Perdite di carico Pressure drop (ISO VG 32)



Fattore di correzione - F - (perdite di carico) Correction factor - F - (Pressure drop)

cst	10	15	20	30	40	50	60	80	100	200	300
F	0,5	0,65	0,77	1	1,2	1,4	1,6	1,9	2,1	3,3	4,3

Dimensioni Dimensions



Le dimensioni di ingombro e le caratteristiche tecniche non sono impegnative
Over-all dimensions and technical characteristic are not binding

MG 2040K

Dati tecnici Technical Data

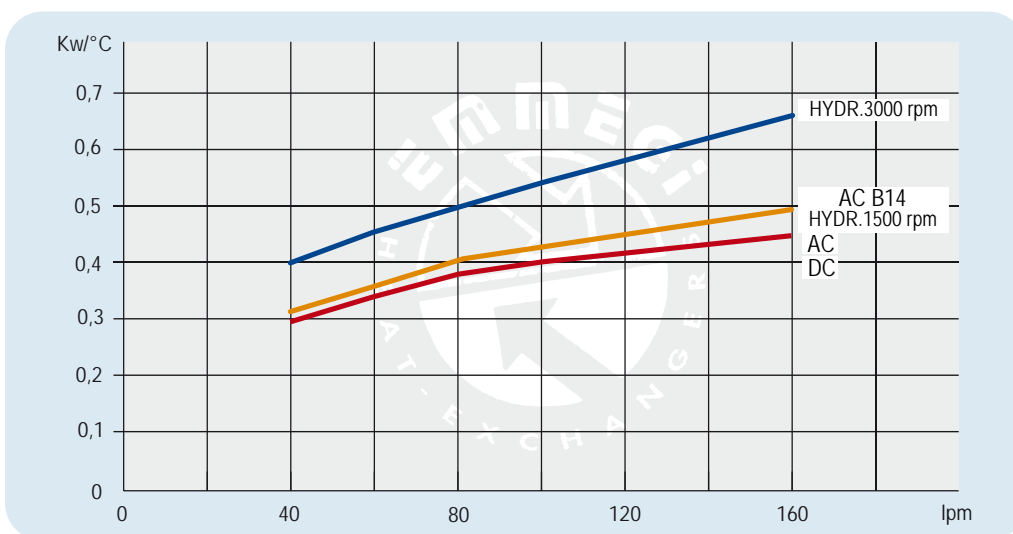


IMG 2040K

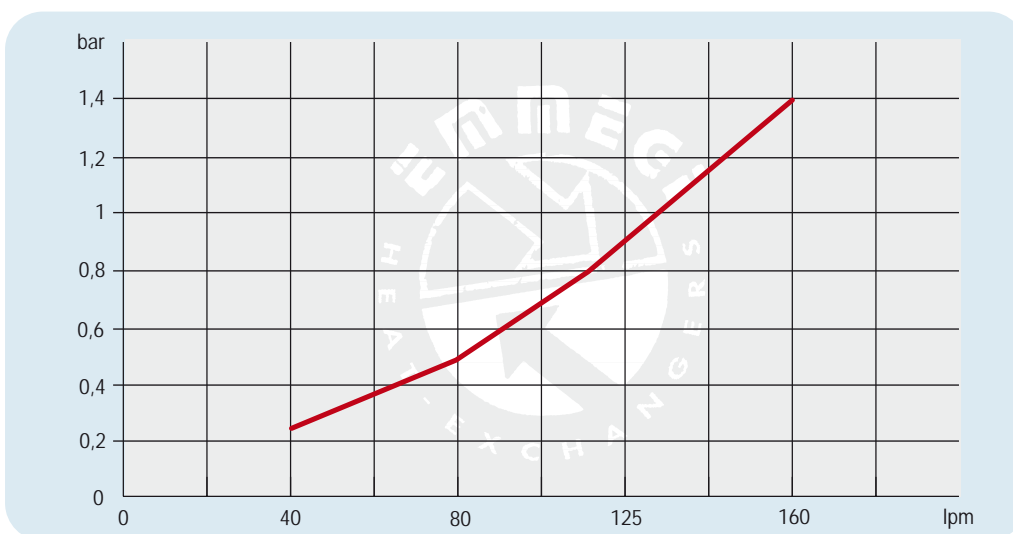
P/N	V	Hz	kW	A	rpm	∅ Fan	dB(A)	(m³/h)	IP	lt	Kg
254001 ###	230 AC	50	0,16/0,24	0,73/1,06	1430/1700	400	71	3200	54	2,7	21
254003 ###	230-400 AC	50/60	0,135/0,185	0,44/0,39	1450/1690	400	71	3200	54		21
254004 ###	230-400 AC B14	50	0,55	2,9-1,7	1400	400	77	3740	55	2,7	25
	265-460 AC B14	60	0,66	2,9-1,7	1680						
254012 ###	12 DC	/	0,22	19,2	2310	385	76	2770	67		20
254024 ###	24 DC	/	0,23	9,3	2380	385	79	2910	67		20
254056 ###	Prepared for Gr.2 hydraulic motor					400			/		19

Contattare EMMEGI Contact EMMEGI

Diagramma rendimento Performance diagram



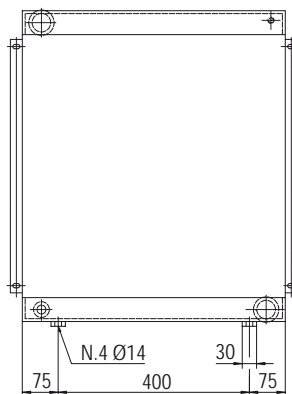
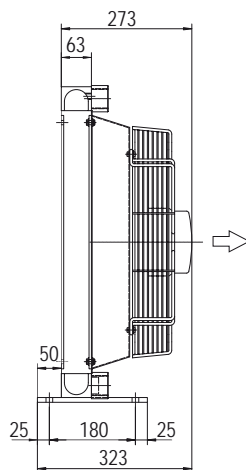
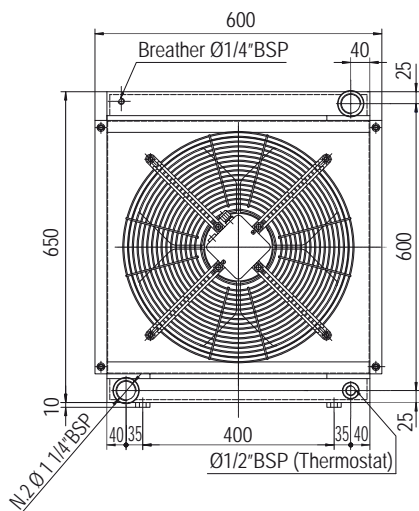
Perdite di carico Pressure drop (ISO VG 32)



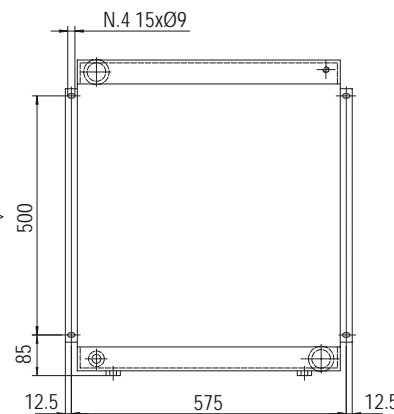
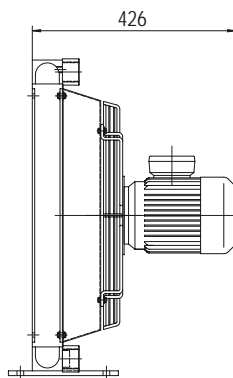
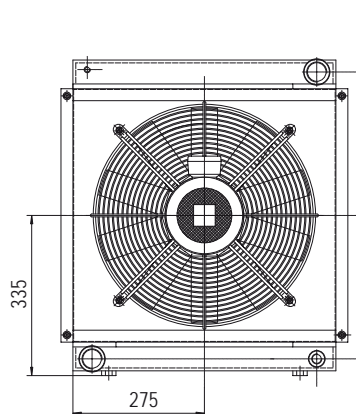
Fattore di correzione - F - (perdite di carico) Correction factor - F - (Pressure drop)

cst	10	15	20	30	40	50	60	80	100	200	300
F	0,5	0,65	0,77	1	1,2	1,4	1,6	1,9	2,1	3,3	4,3

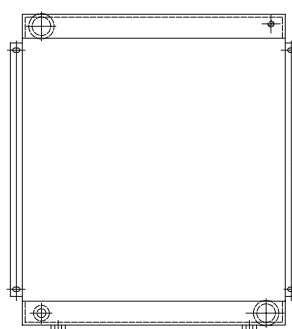
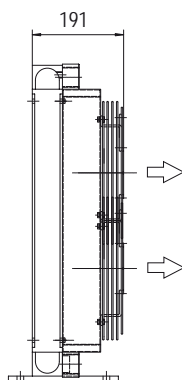
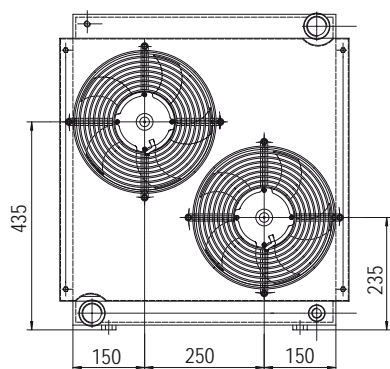
Dimensioni Dimensions



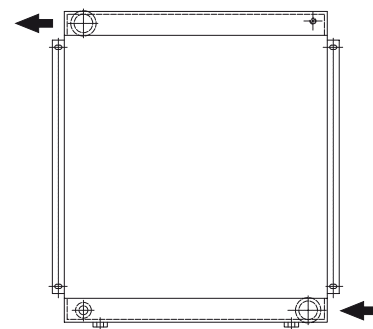
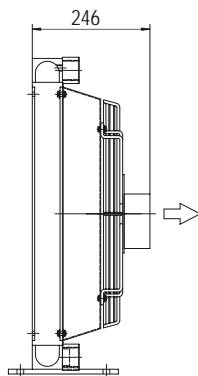
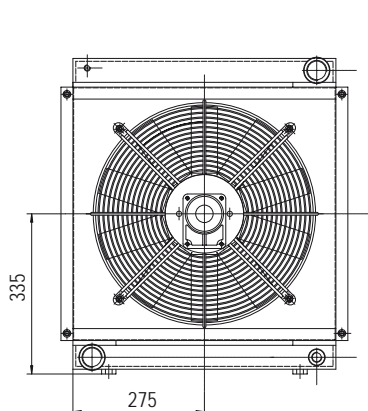
P/N 255001###
P/N 255003###



P/N 255004###



P/N 255012###
P/N 255024###



P/N 255056###

Le dimensioni di ingombro e le caratteristiche tecniche non sono impegnative
Over-all dimensions and technical characteristic are not binding

MG 2050K

Dati tecnici Technical Data



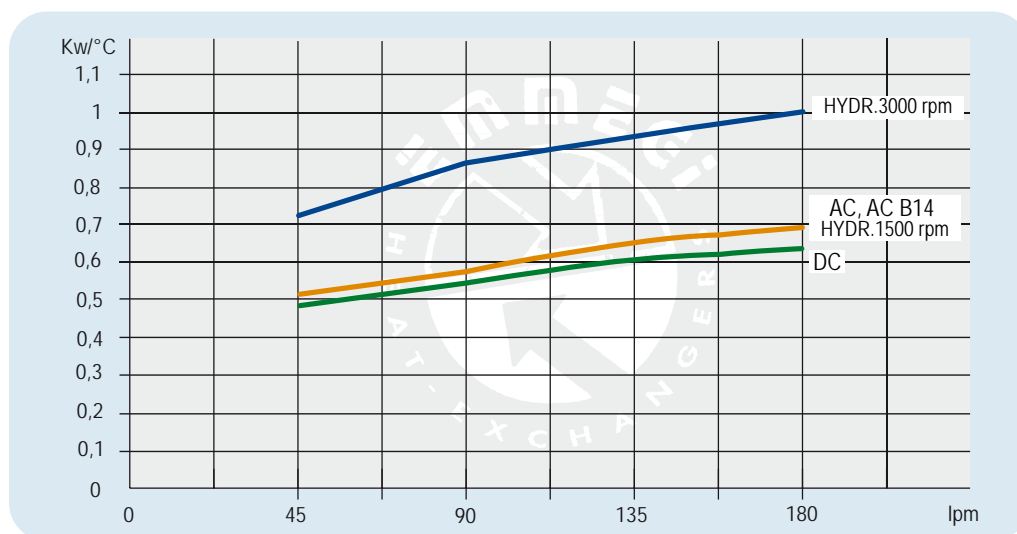
MG 2050K

P/N	V	Hz	kW	A	rpm	ø Fan	dB(A)	(m³/h)	IP	lt	Kg
255003 ###	230-400 AC	50/60	0,52/0,66	1,9/1,1	1420/1600	450	76	5000	54	5	27
255004 ###	230-400 AC B14	50	0,75	3,0-1,7	1410	450	79	5200	55		30
	265-460 AC B14	60	0,90	2,6-1,5	1720						24
255012 ###	12 DC	/	0,13 (2x)	11,0 (2x)	2340	280	76	1720(2x)	67		24
255024 ###	24 DC	/	0,15 (2x)	6,2 (2x)	2600	280	79	1750(2x)	67		24
255056 ###	Prepared for Gr.2 hydraulic motor					450			/	23	

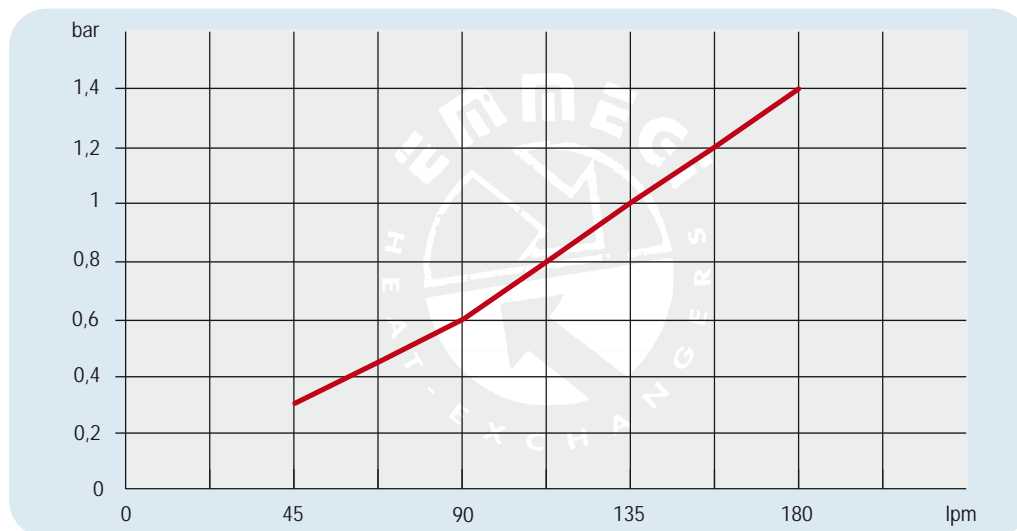
Per il 12-24V i dati sono riferiti al singolo ventilatore For 12-24V the data refers to each ventilator

Contattare EMMEGI Contact EMMEGI

Diagramma rendimento Performance diagram



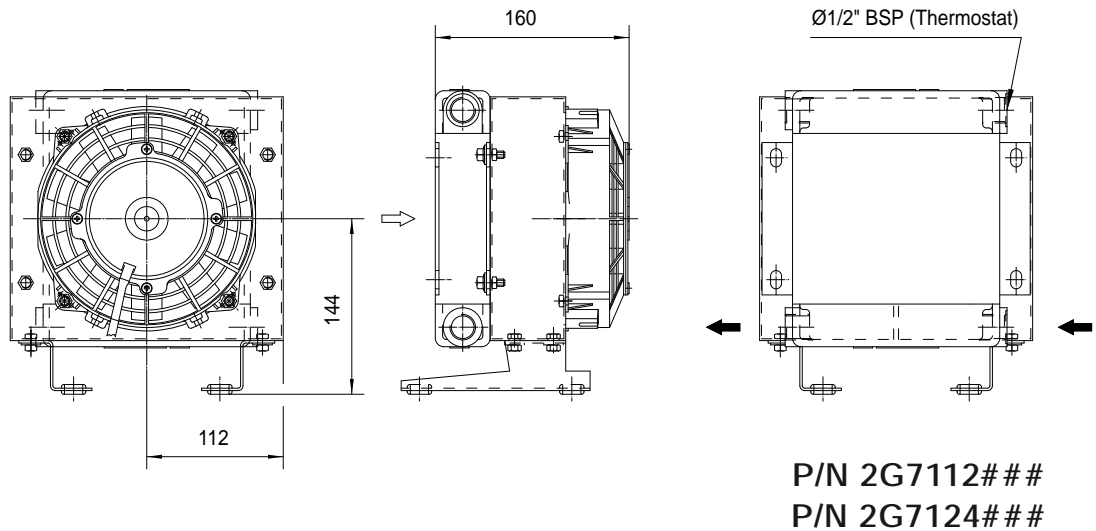
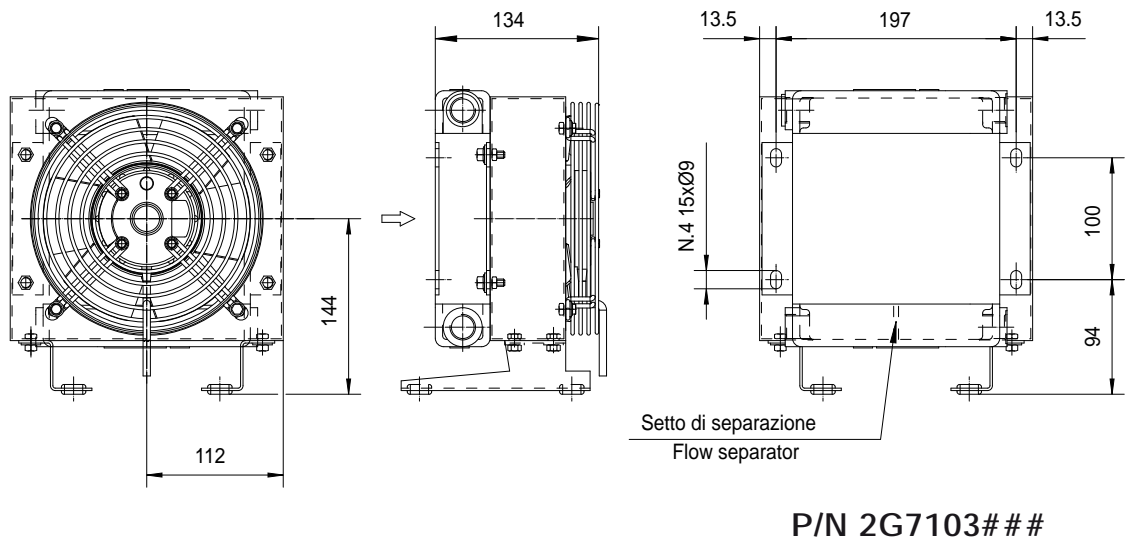
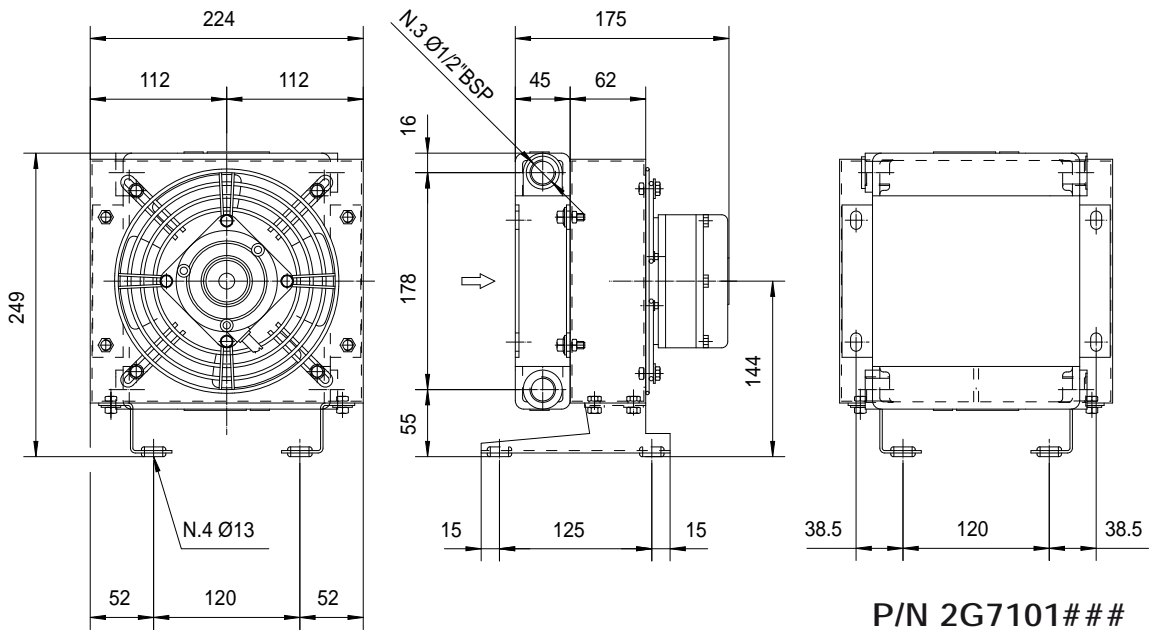
Perdite di carico Pressure drop (ISO VG 32)



Fattore di correzione - F - (perdite di carico) Correction factor - F - (Pressure drop)

cst	10	15	20	30	40	50	60	80	100	200	300
F	0,5	0,65	0,77	1	1,2	1,4	1,6	1,9	2,1	3,3	4,3

Dimensioni Dimensions

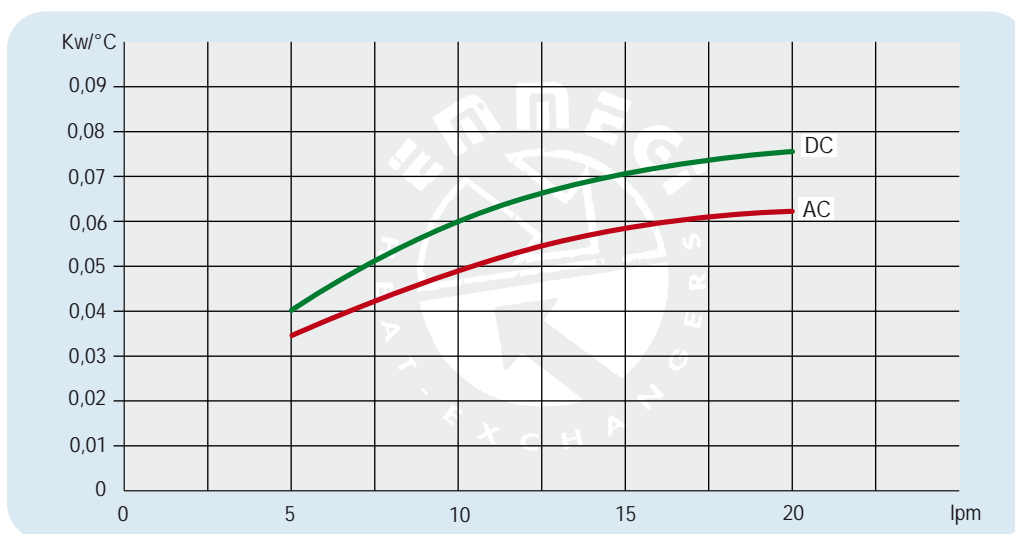


Le dimensioni di ingombro e le caratteristiche tecniche non sono impegnative
Over-all dimensions and technical characteristic are not binding

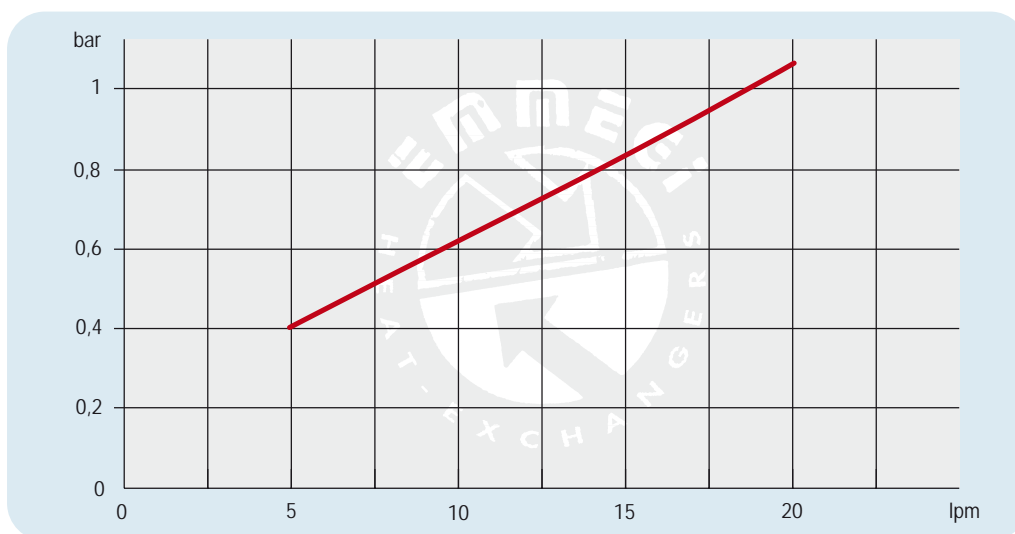
Dati tecnici Technical Data

P/N	V	Hz	kW	A	rpm	ø Fan	dB(A)	(m³/h)	IP	lt	Kg
2G7101 ###	230AC	50/60	0,010/0,047	0,21	2500	175	67	235	54	0.3	6
2G7103 ###	230-400 AC	50/60	0,045/0,043	0,13-0,09	2740/3100	175	63	190	54		6
2G7112 ###	12 DC	/	0,06	5,2	3860	167	75	410	67		5
2G7124 ###	24 DC	/	0,06	2,3	4045	167	75	410	67		5

Diagramma rendimento Performance diagram



Perdite di carico Pressure drop (ISO VG 32)



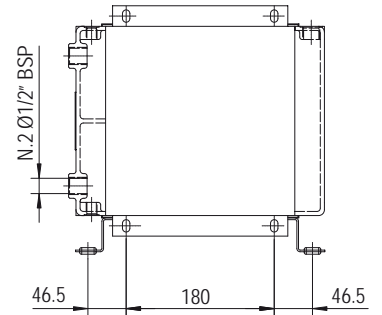
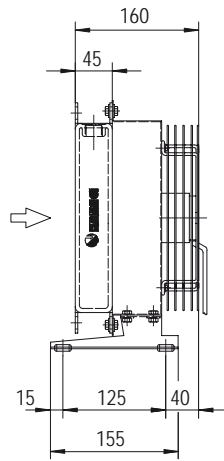
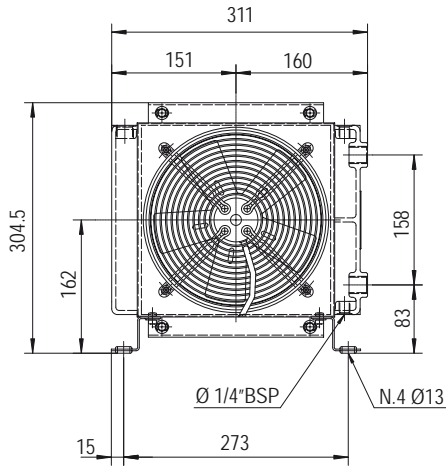
Fattore di correzione - F - (perdite di carico) Correction factor - F - (Pressure drop)

cst	10	15	20	30	40	50	60	80	100	200	300
F	0,5	0,65	0,77	1	1,2	1,4	1,6	1,9	2,1	3,3	4,3

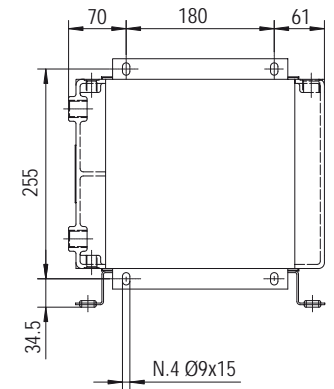
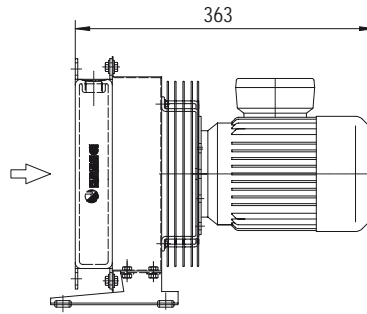
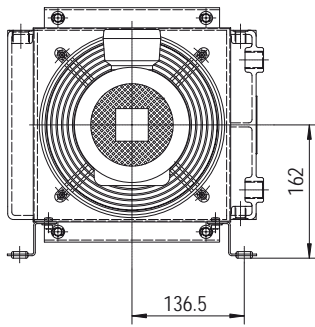


MG 2010K 2PASS

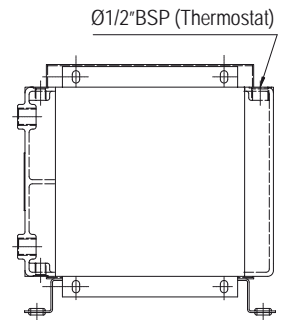
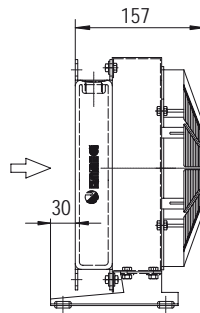
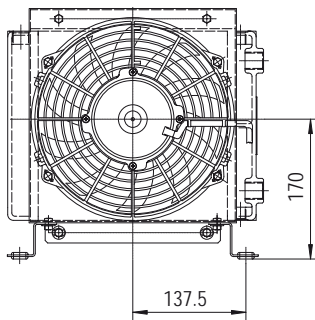
Dimensioni Dimensions



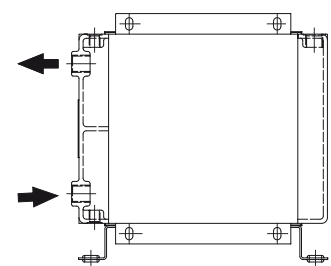
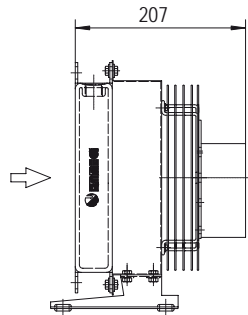
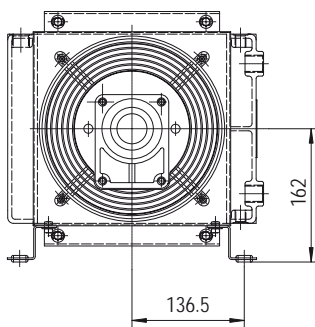
P/N 251601###
P/N 251603###



P/N 251604###



P/N 251612###
P/N 251624###



P/N 251656###

Le dimensioni di ingombro e le caratteristiche tecniche non sono impegnative
Over-all dimensions and technical characteristic are not binding

MG 2015K 2PASS

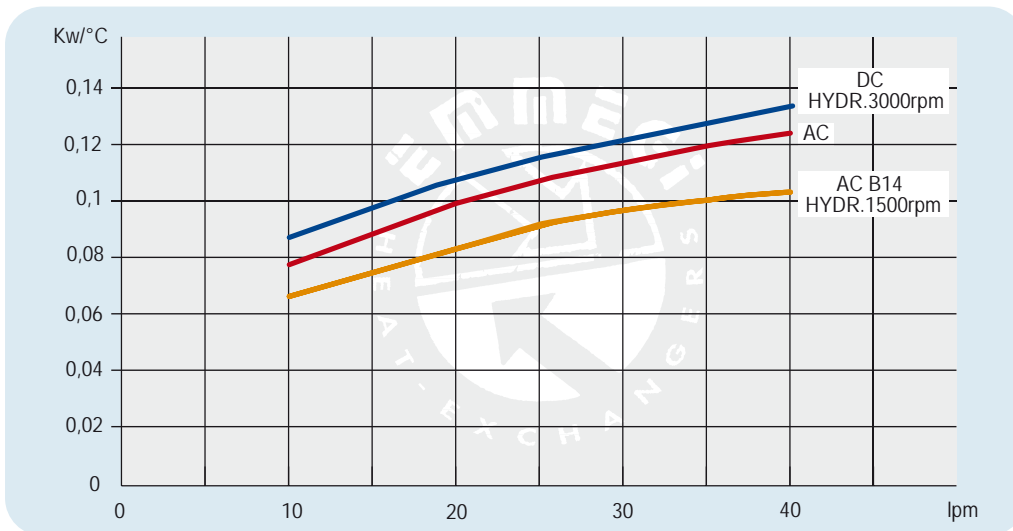
Dati tecnici Technical Data



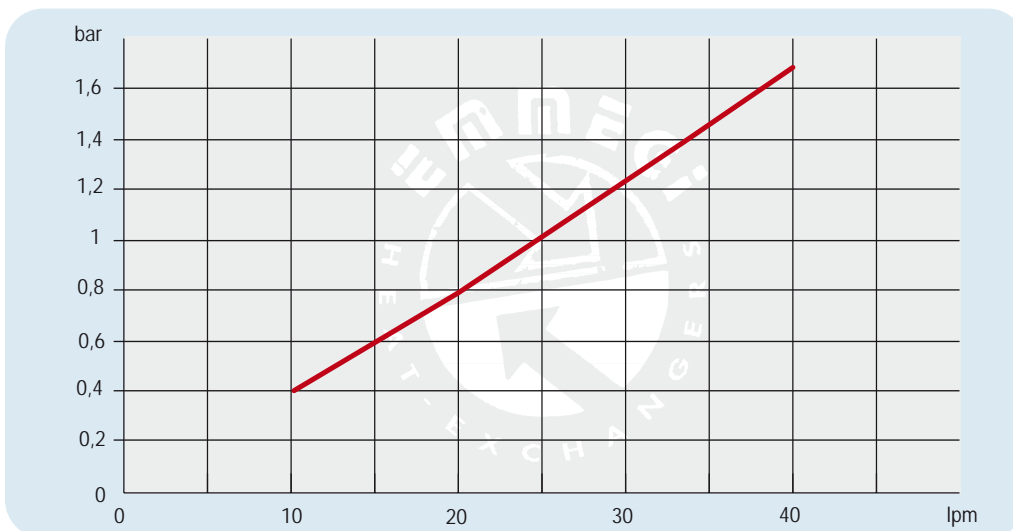
P/N	V	Hz	KW	A	rpm	∅ Fan	dB(A)	(m³/h)	IP	lt	Kg
251601 ###	230AC	50/60	0,050/0,061	0,24-0,28	2740/3120	200	68	700	44	0,5	7
251603 ###	230-400 AC	50/60	0,068/0,070	0,17-0,13	2600/2900	200	69	720	44		7
251604 ###	230-400 AC B14	50	0,25	1,7- 1	1340	200	61	415	55		10
	265-460 AC B14	60	0,30	1,7- 1	1610						
251612 ###	12 DC	/	0,08	6,4	2770	225	72	790	67		6,5
251624 ###	24 DC	/	0,09	3,9	2900	225	73	865	67		6,5
251656 ###	Prepared for Gr.2 hydraulic motor					200			/	6	

Contattare EMMEGI Contact EMMEGI

Diagramma rendimento Performance diagram



Perdite di carico Pressure drop (ISO VG 32)

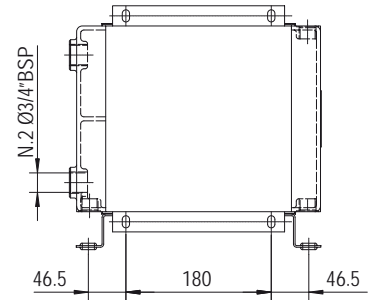
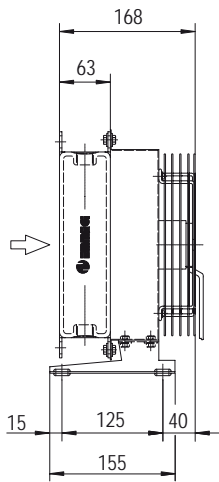
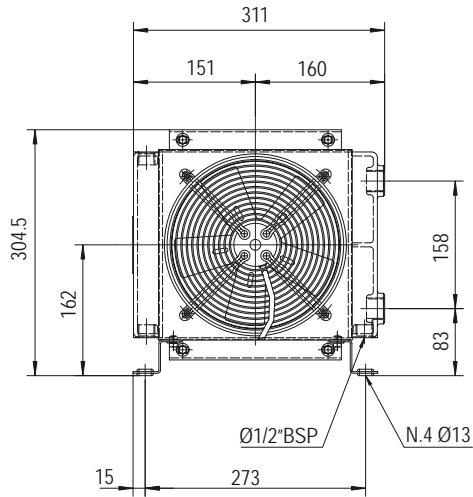


Fattore di correzione - F - (perdite di carico) Correction factor - F - (Pressure drop)

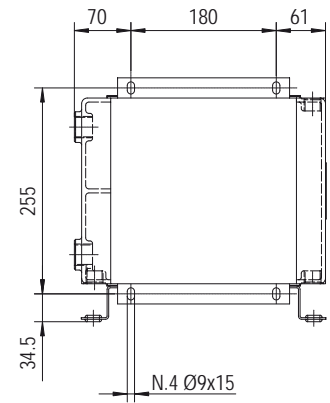
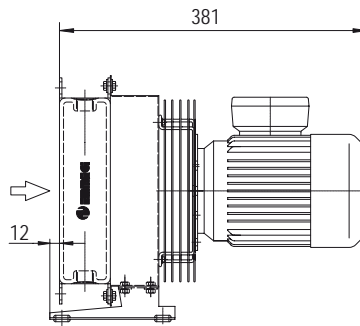
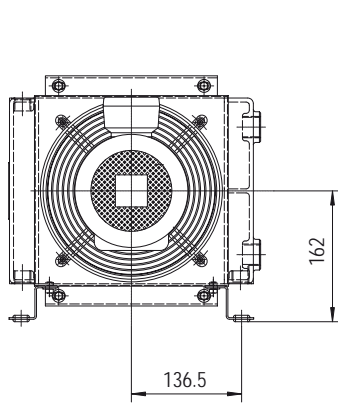
cst	10	15	20	30	40	50	60	80	100	200	300
F	0,5	0,65	0,77	1	1,2	1,4	1,6	1,9	2,1	3,3	4,3

MG 2015K 2PASS

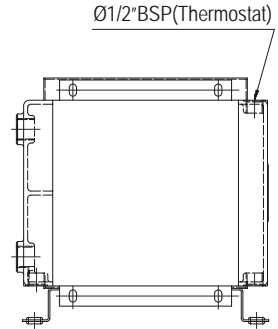
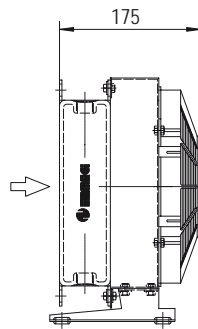
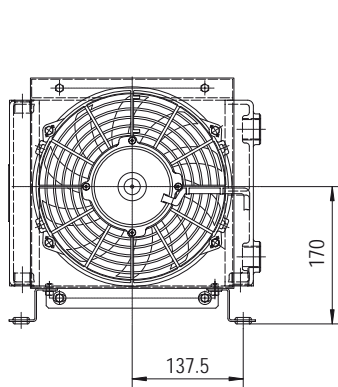
Dimensioni Dimensions



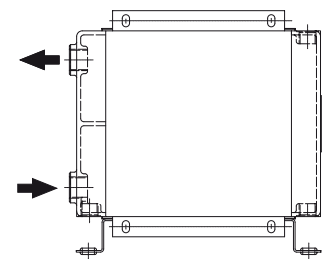
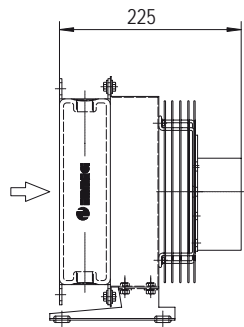
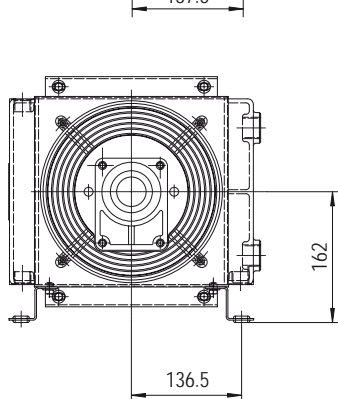
P/N 252101###
P/N 252103###



P/N 252104###



P/N 252112###
P/N 252124###



P/N 252156###

Le dimensioni di ingombro e le caratteristiche tecniche non sono impegnative
Over-all dimensions and technical characteristic are not binding

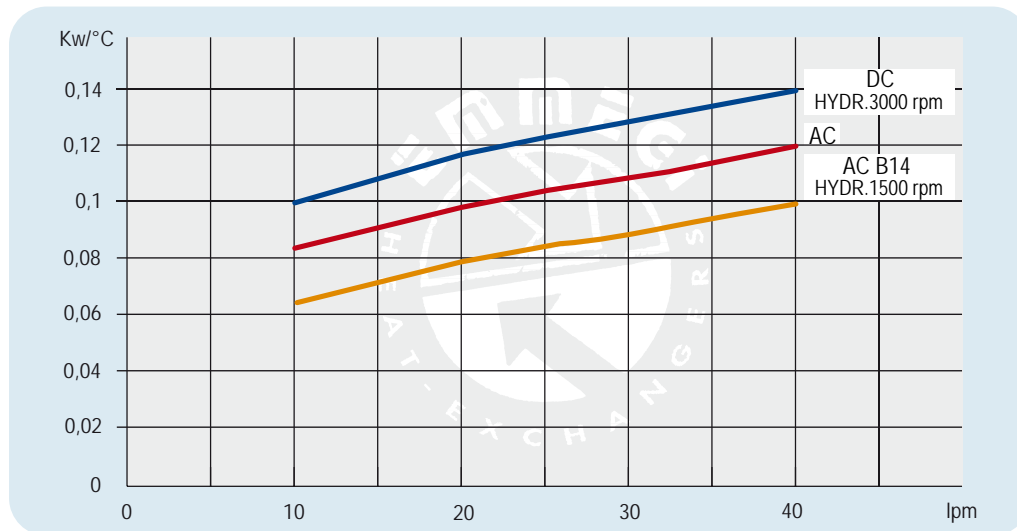
Dati tecnici Technical Data



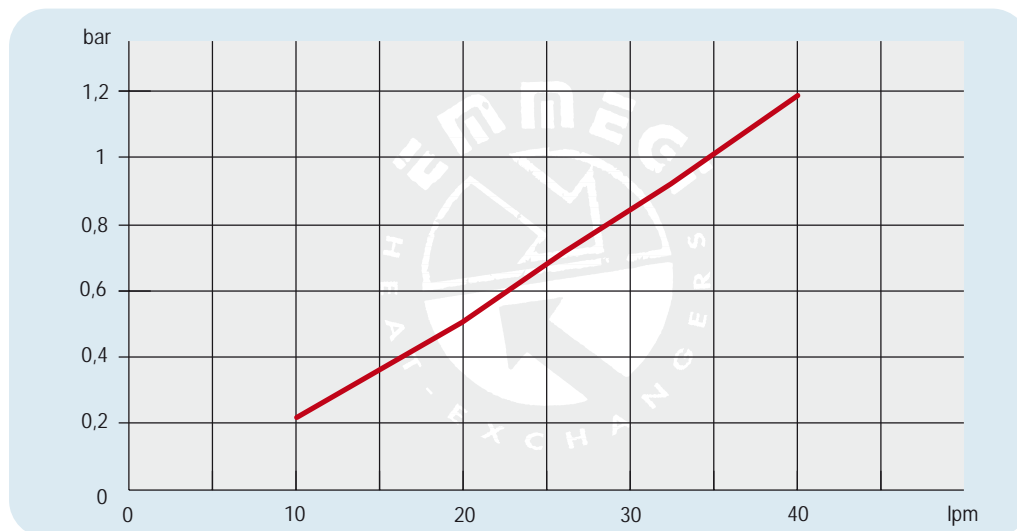
P/N	V	Hz	KW	A	rpm	ø Fan	dB(A)	(m³/h)	IP	lt	Kg		
252101 ###	230AC	50/60	0,050/0,061	0,24-0,28	2740/3120	200	68	675	44	0,7	8		
252103 ###	230-400 AC	50/60	0,068/0,070	0,17-0,13	2600/2900	200	68	645	44		8		
252104 ###	230-400 AC B14 265-460 AC B14	50	0,25	1,7- 1	1340	200	64	390	55		0,7	11	
		60	0,30	1,7- 1	1610								
252112 ###	12 DC	/	0,08	6,4	2770	225	72	720	67				7
252124 ###	24 DC	/	0,09	3,9	2900	225	72	750	67				7
252156 ###	Prepared for Gr.2 hydraulic motor					200			/				7

Contattare EMMEGI Contact EMMEGI

Diagramma rendimento Performance diagram



Perdite di carico Pressure drop (ISO VG 32)

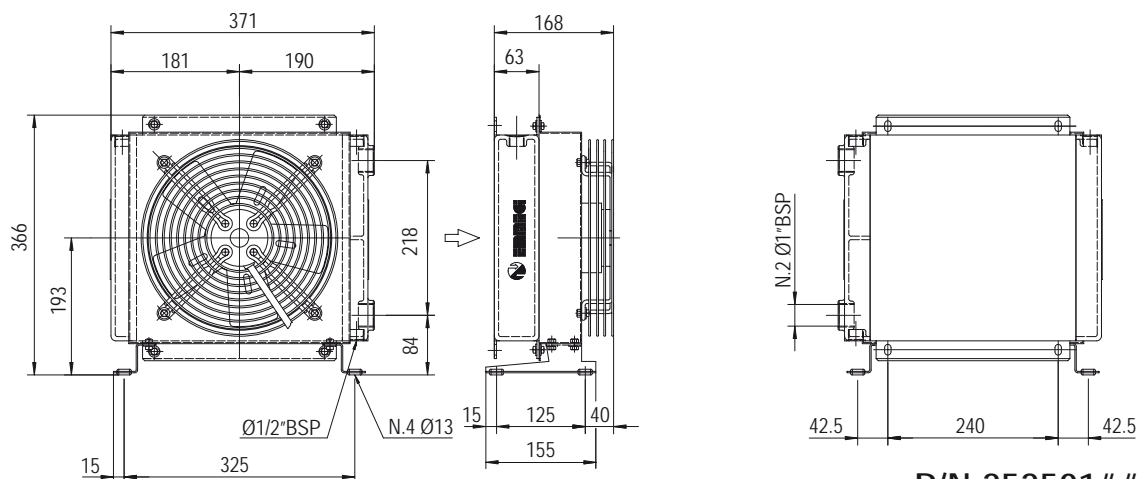


Fattore di correzione - F - (perdite di carico) Correction factor - F - (Pressure drop)

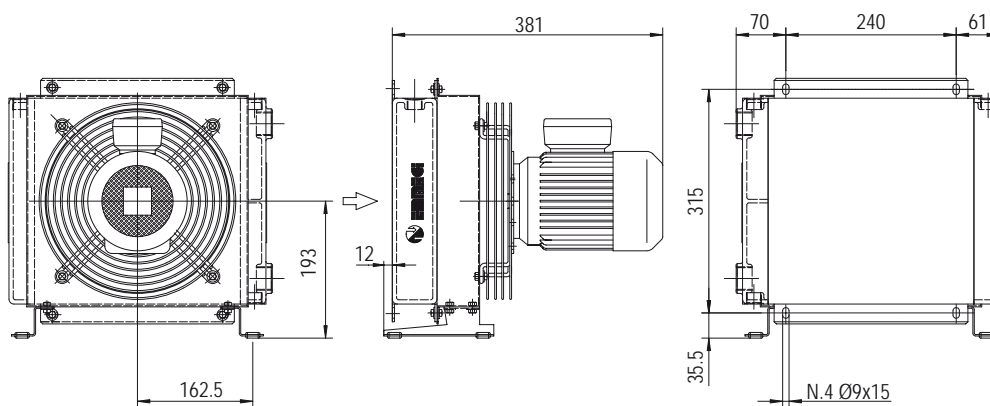
cst	10	15	20	30	40	50	60	80	100	200	300
F	0,5	0,65	0,77	1	1,2	1,4	1,6	1,9	2,1	3,3	4,3

EMMEGI HEAT EXCHANGERS
MG 2020K 2PASS

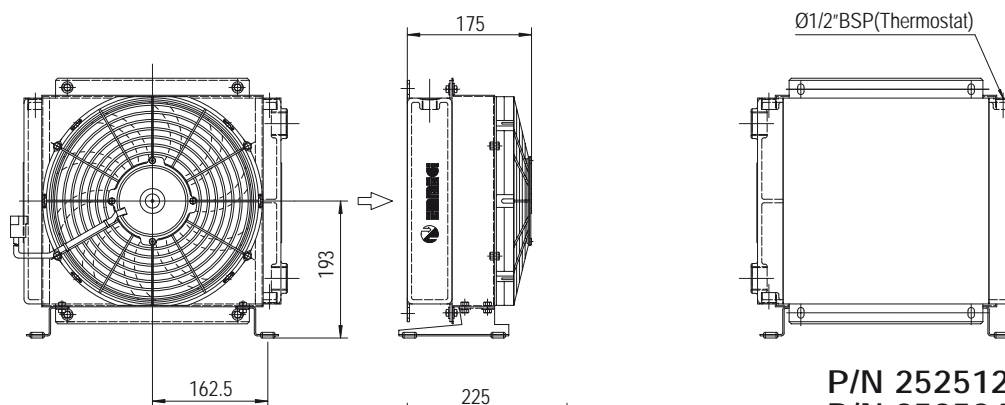
Dimensioni Dimensions



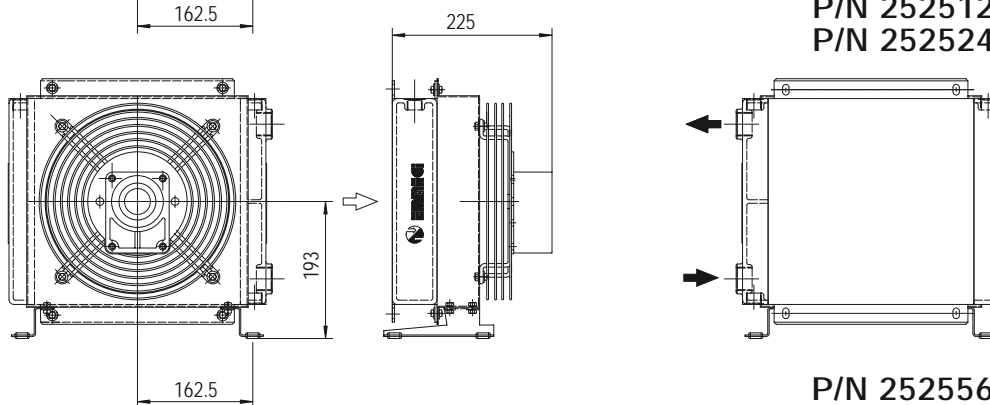
P/N 252501###
P/N 252503###



P/N 252504###



P/N 252512###
P/N 252524###



P/N 252556###

Le dimensioni di ingombro e le caratteristiche tecniche non sono impegnative
Over-all dimensions and technical characteristic are not binding

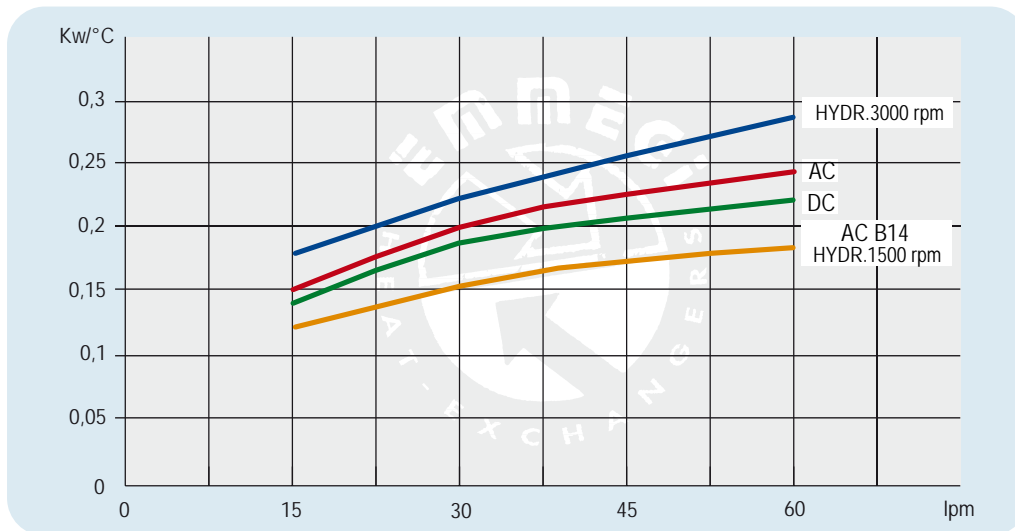
Dati tecnici Technical Data



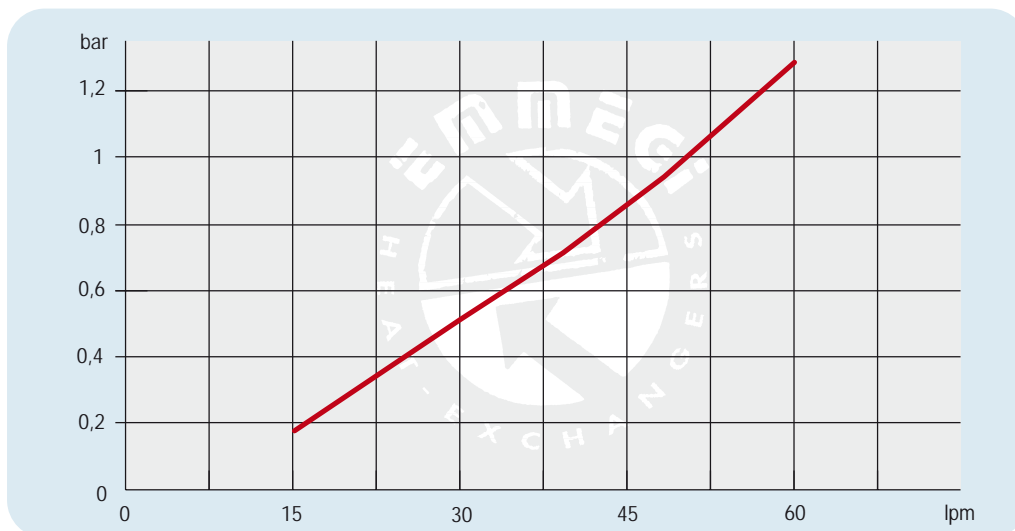
P/N	V	Hz	kW	A	rpm	ø Fan	dB(A)	(m³/h)	IP	lt	Kg
252501 ###	230AC	50/60	0,115/0,150	0,51/0,66	2450/2600	250	72	1350	44	1	11
252503 ###	230-400 AC	50/60	0,105/0,145	0,19/0,23	2500/2650	250	72	1300	44		11
252504 ###	230-400 AC B14 265-460 AC B14	50 60	0,25 0,30	1,7- 1 1,7- 1	1340 1610	250	64	1000	55		16
252512 ###	12 DC	/	0,09	7,5	2710	280	72	950	67		10
252524 ###	24 DC	/	0,10	4,3	2765	280	74	1030	67		10
252556 ###	Prepared for Gr.2 hydraulic motor					250			/		10

Contattare EMMEGI Contact EMMEGI

Diagramma rendimento Performance diagram



Perdite di carico Pressure drop (ISO VG 32)

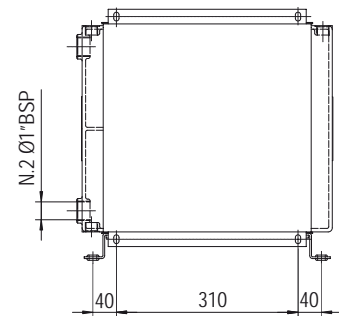
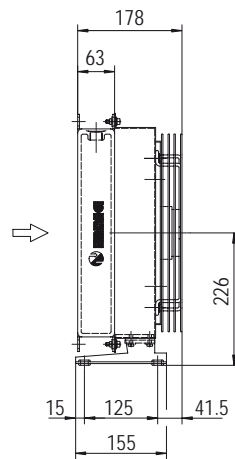
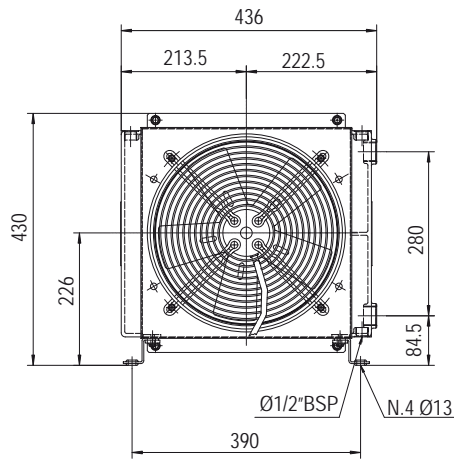


Fattore di correzione - F - (perdite di carico) Correction factor - F - (Pressure drop)

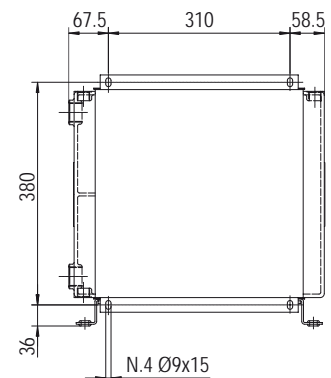
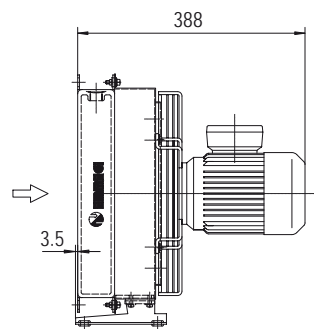
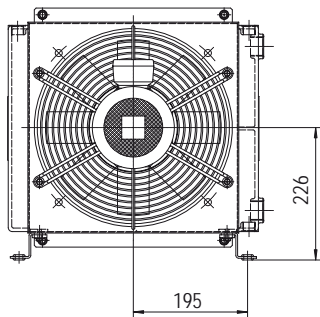
cst	10	15	20	30	40	50	60	80	100	200	300
F	0,5	0,65	0,77	1	1,2	1,4	1,6	1,9	2,1	3,3	4,3

EMMEGI HEAT EXCHANGERS
MG 2024K 2PASS

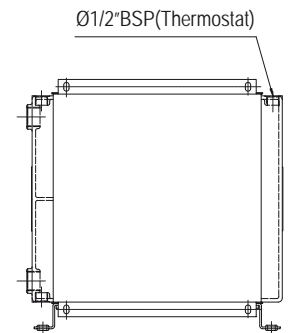
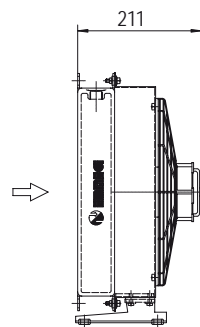
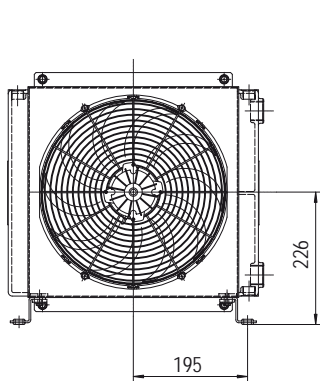
Dimensioni Dimensions



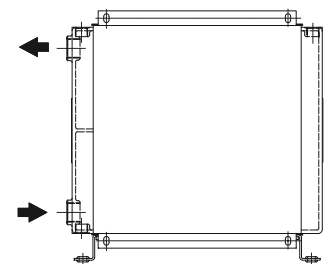
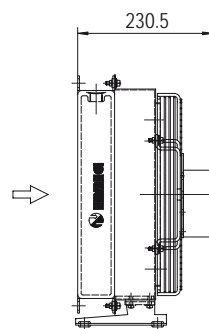
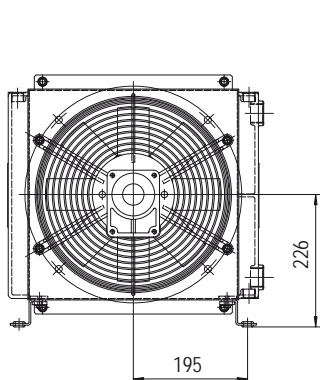
P/N 253101###
P/N 253103###



P/N 253104###



P/N 253112###
P/N 253124###



P/N 253156###

Le dimensioni di ingombro e le caratteristiche tecniche non sono impegnative
Over-all dimensions and technical characteristic are not binding

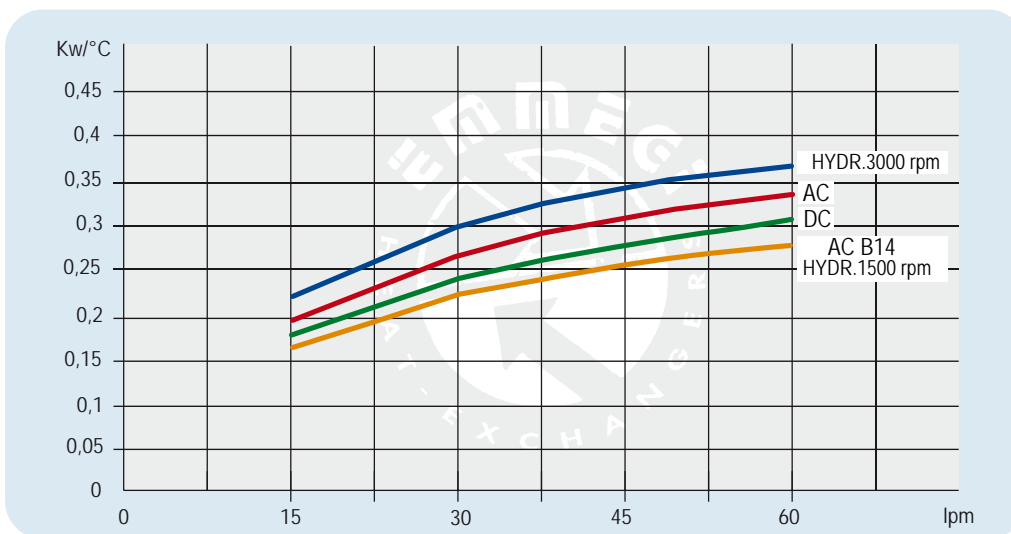
Dati tecnici Technical Data



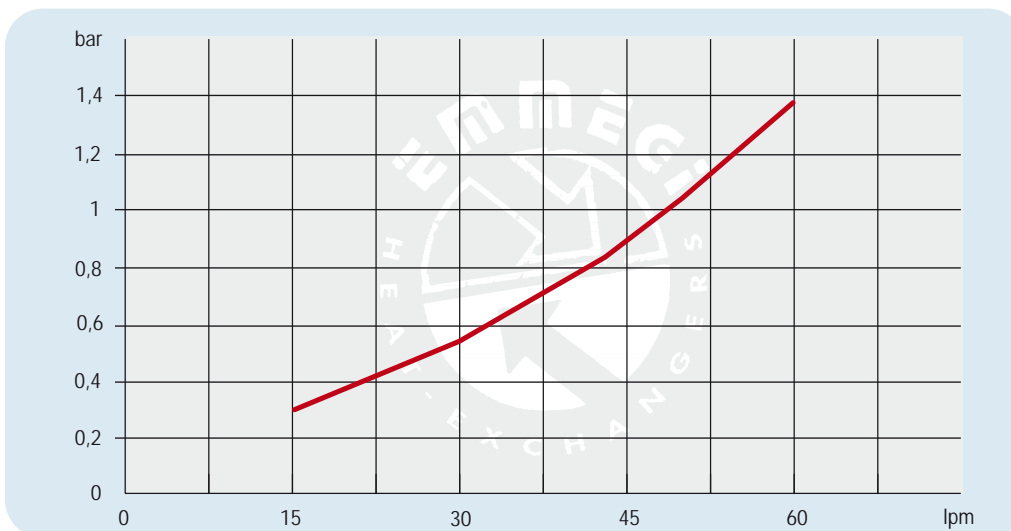
P/N	V	Hz	kW	A	rpm	ø Fan	dB(A)	(m³/h)	IP	lt	Kg
253101 ###	230AC	50/60	0,23/0,35	1,1/1,55	2700/3000	300	78	2220	44	1,6	15
253103 ###	230-400 AC	50/60	0,21/0,30	0,62-0,36/0,84-0,48	2580/2750	300	76	2500	44		15
253104 ###	230-400 AC B14	50	0,37	2,2-1,25	1370	300	70	1850	55		20
	265-460 AC B14	60	0,44	2,2-1,25	1640						
253112 ###	12 DC	/	0,16	13,3	2660	305	80	1675	67		14
253124 ###	24 DC	/	0,18	7,4	2870	305	83	1880	67		14
253156 ###	Prepared for Gr.2 hydraulic motor					300			/	15	

Contattare EMMEGI Contact EMMEGI

Diagramma rendimento Performance diagram



Perdite di carico Pressure drop (ISO VG 32)

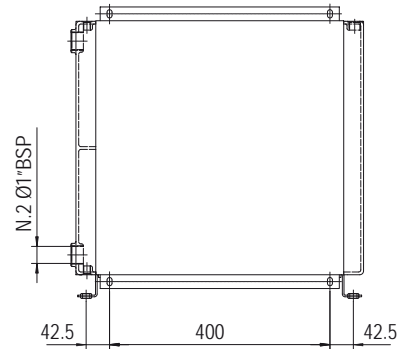
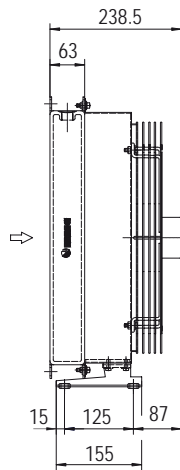
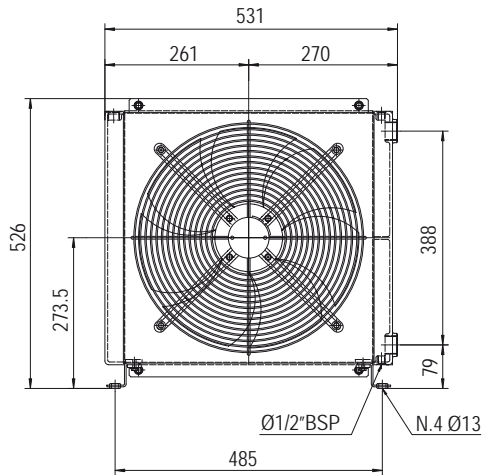


Fattore di correzione - F - (perdite di carico) Correction factor - F - (Pressure drop)

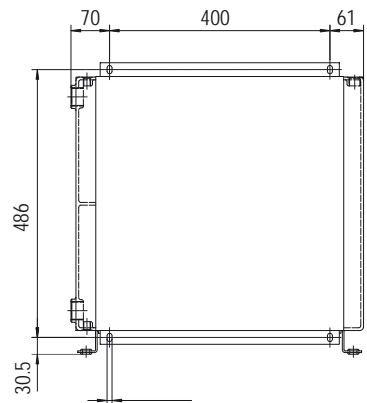
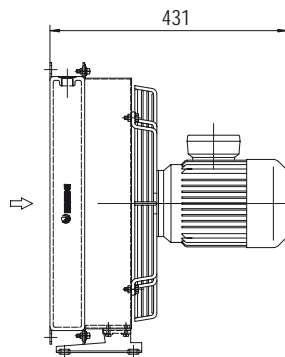
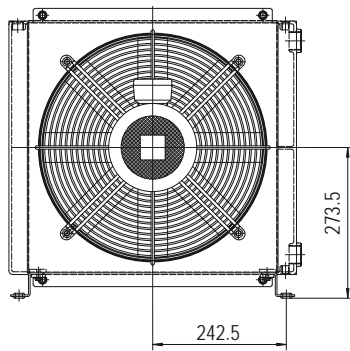
cst	10	15	20	30	40	50	60	80	100	200	300
F	0,5	0,65	0,77	1	1,2	1,4	1,6	1,9	2,1	3,3	4,3

EMMEGI HEAT EXCHANGERS
IMG 2030K 2PASS

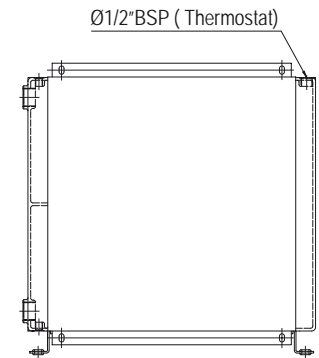
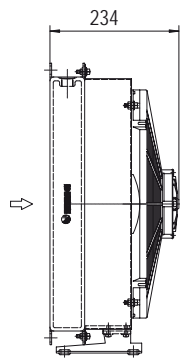
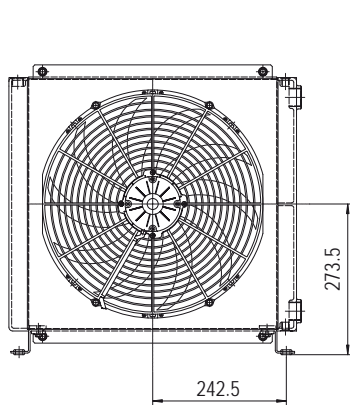
Dimensioni Dimensions



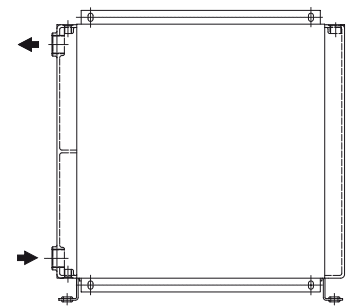
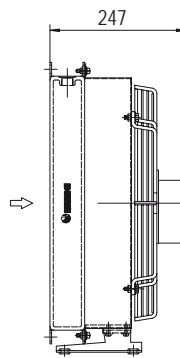
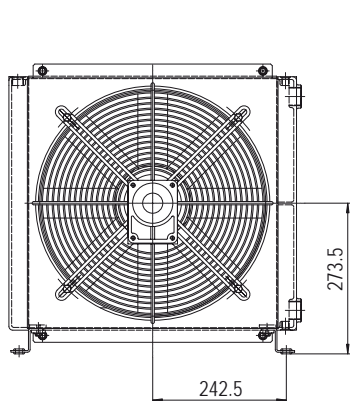
P/N 254101###
P/N 254003###



P/N 254104###



P/N 254112###
P/N 254124###



P/N 254156###

Le dimensioni di ingombro e le caratteristiche tecniche non sono impegnative
Over-all dimensions and technical characteristic are not binding

MG 2040K 2PASS

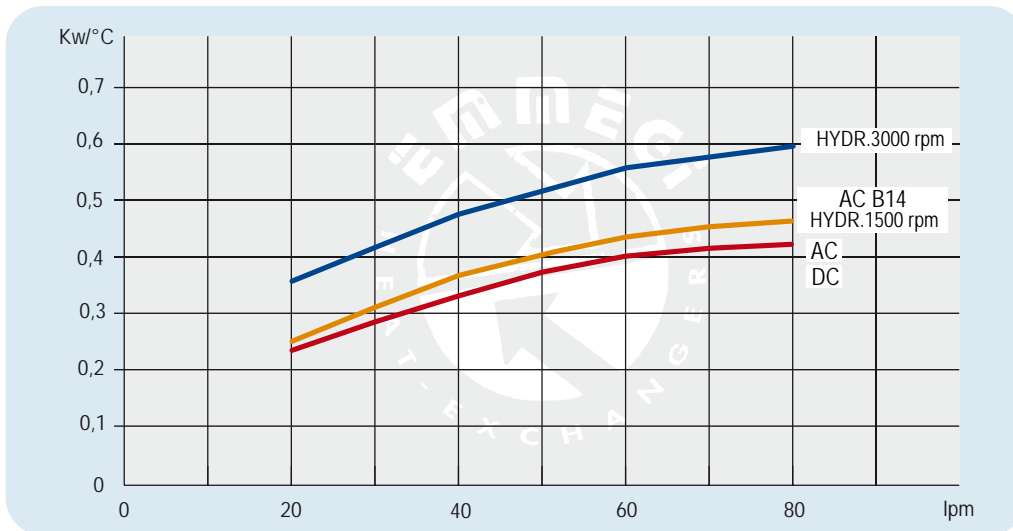
Dati tecnici Technical Data



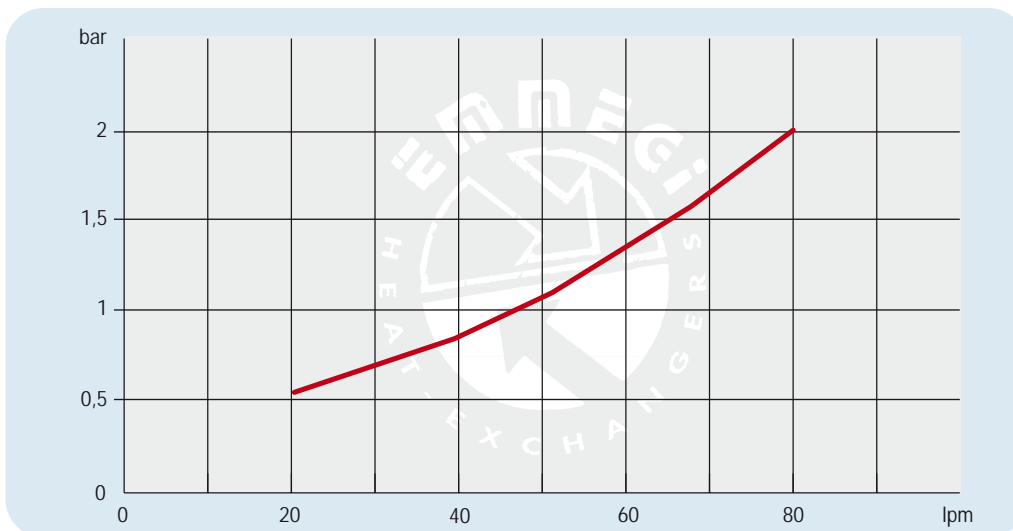
P/N	V	Hz	kW	A	rpm	∅ Fan	dB(A)	(m³/h)	IP	lt	Kg
254101 ###	230 AC	50	0,16/0,24	0,73/1,06	1430/1700	400	71	3200	54	2,7	21
254103 ###	230-400 AC	50/60	0,135/0,185	0,44/0,39	1450/1690	400	71	3200	54		21
254104 ###	230-400 AC B14	50	0,55	2,9-1,7	1400	400	77	3740	55		25
	265-460 AC B14	60	0,66	2,9-1,7	1680						25
254112 ###	12 DC	/	0,22	19,2	2310	385	76	2770	67		20
254124 ###	24 DC	/	0,23	9,3	2380	385	79	2910	67		20
254156 ###	Prepared for Gr.2 hydraulic motor					400			/	19	

Contattare EMMEGI Contact EMMEGI

Diagramma rendimento Performance diagram



Perdite di carico Pressure drop (ISO VG 32)

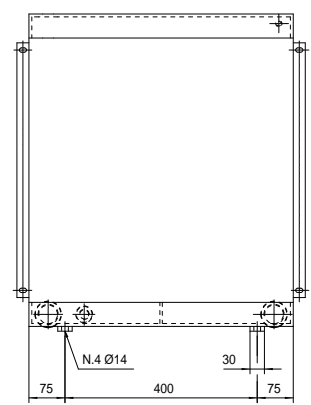
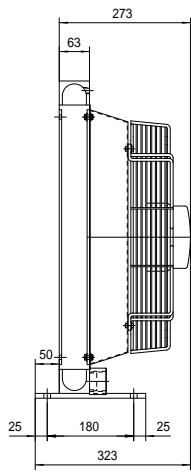
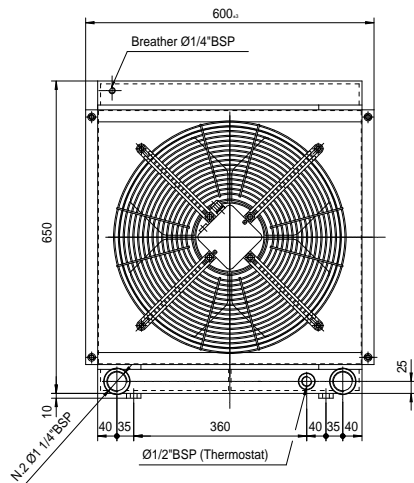


Fattore di correzione - F - (perdite di carico) Correction factor - F - (Pressure drop)

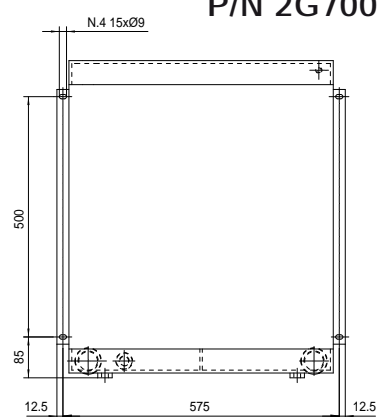
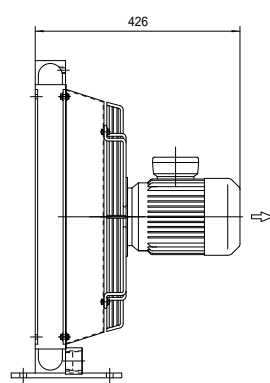
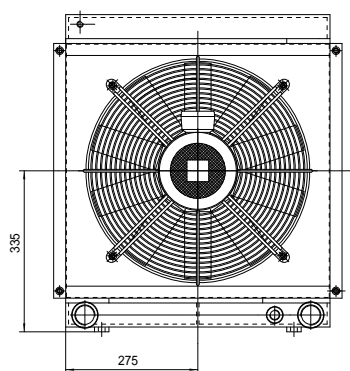
cst	10	15	20	30	40	50	60	80	100	200	300
F	0,5	0,65	0,77	1	1,2	1,4	1,6	1,9	2,1	3,3	4,3

EMMEGI HEAT EXCHANGERS
MG 2040K 2PASS

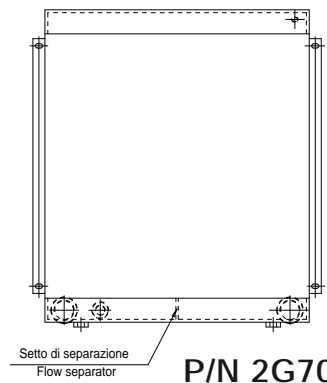
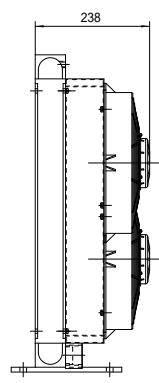
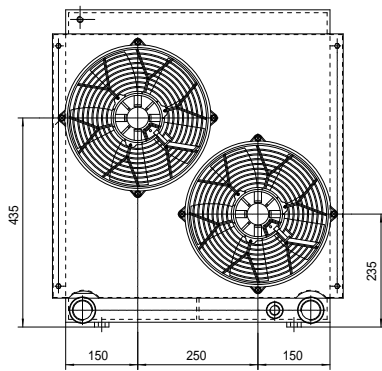
Dimensioni Dimensions



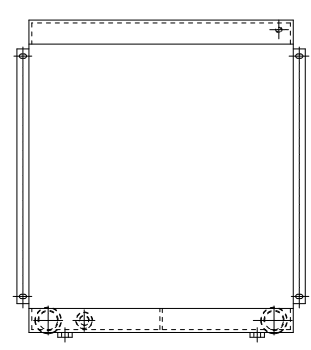
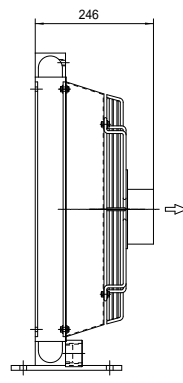
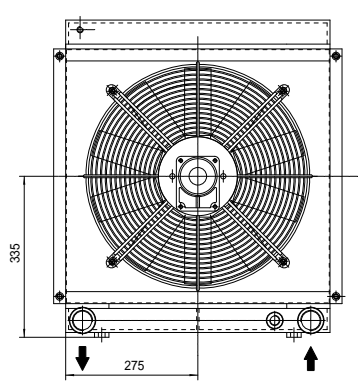
P/N 2G7003###
P/N 2G7001###



P/N 2G7004###



P/N 2G7012###
P/N 2G7024###



P/N 2G7056###

Le dimensioni di ingombro e le caratteristiche tecniche non sono impegnative
Over-all dimensions and technical characteristic are not binding

MG 2050K 2PASS

Dati tecnici Technical Data

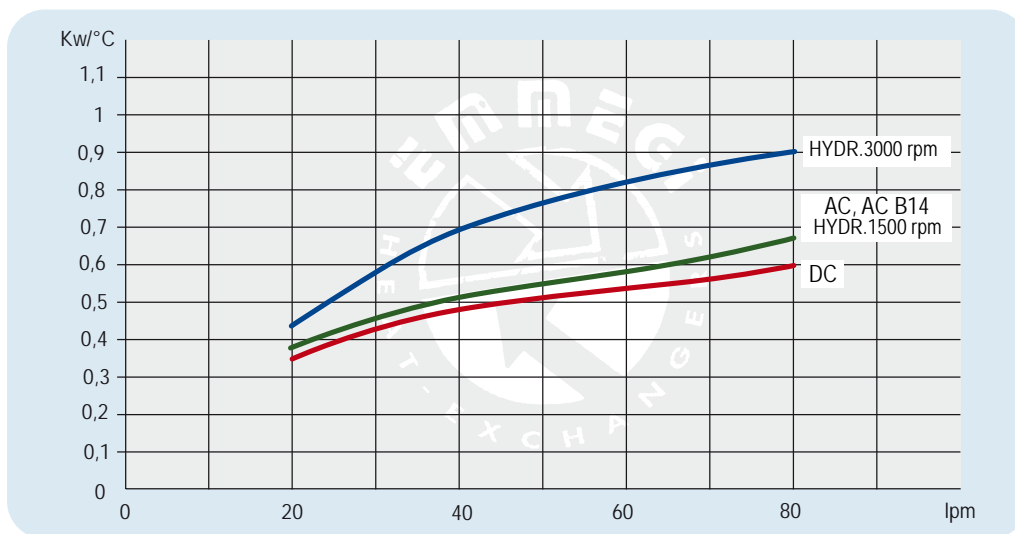


P/N	V	Hz	kW	A	rpm	ø Fan	dB(A)	(m³/h)	IP	lt	Kg
2G7003 ###	230-400 AC	50/60	0,52/0,66	1,9/1,1	1420/1600	450	76	5000	54	5	27
2G7004 ###	230-400 AC B14 265-460 AC B14	50 60	0,75 0,90	3,0-1,7 2,6-1,5	1410 1720	450	79	5200	55		30
2G7012 ###	12 DC	/	0,13 (2x)	11,0 (2x)	2340	280	76	1720(2x)	67		24
2G7024 ###	24 DC	/	0,15 (2x)	6,2 (2x)	2600	280	79	1750(2x)	67		24
2G7056 ###	Prepared for Gr.2 hydraulic motor					450			/		23

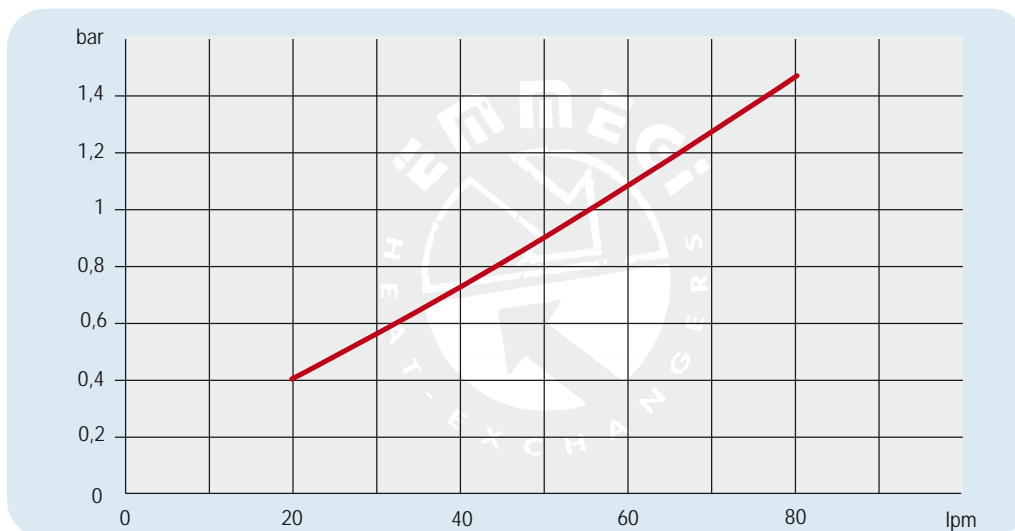
Per il 12-24V i dati sono riferiti al singolo ventilatore For 12-24V the data refers to each ventilator

Contattare EMMEGI Contact EMMEGI

Diagramma rendimento Performance diagram



Perdite di carico Pressure drop (ISO VG 32)

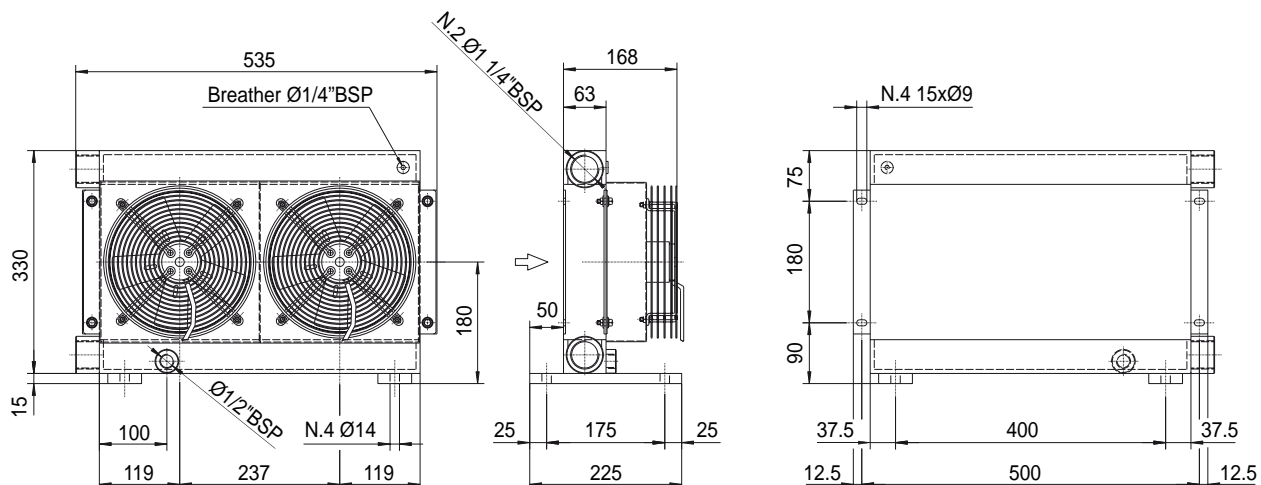


Fattore di correzione - F - (perdite di carico) Correction factor - F - (Pressure drop)

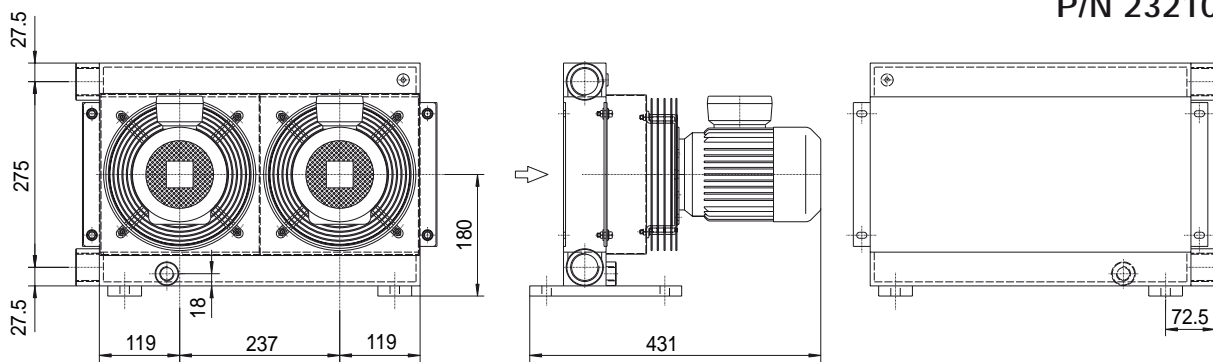
cst	10	15	20	30	40	50	60	80	100	200	300
F	0,5	0,65	0,77	1	1,2	1,4	1,6	1,9	2,1	3,3	4,3

EMMEGI HEAT EXCHANGERS
MG 2050K 2PASS

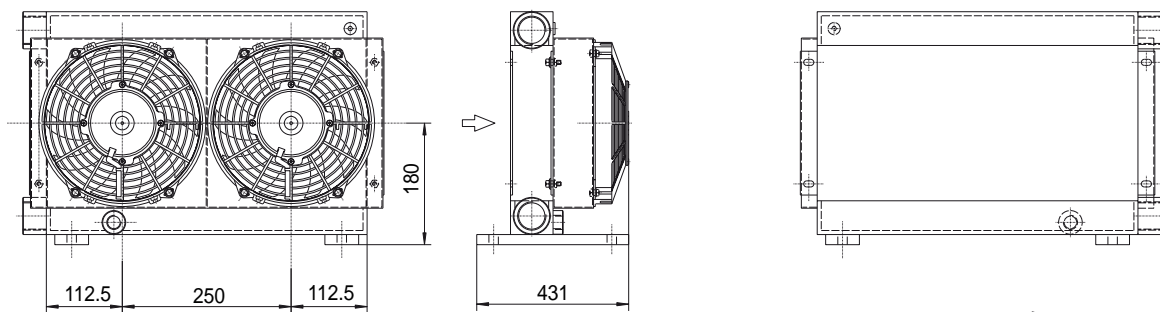
Dimensioni Dimensions



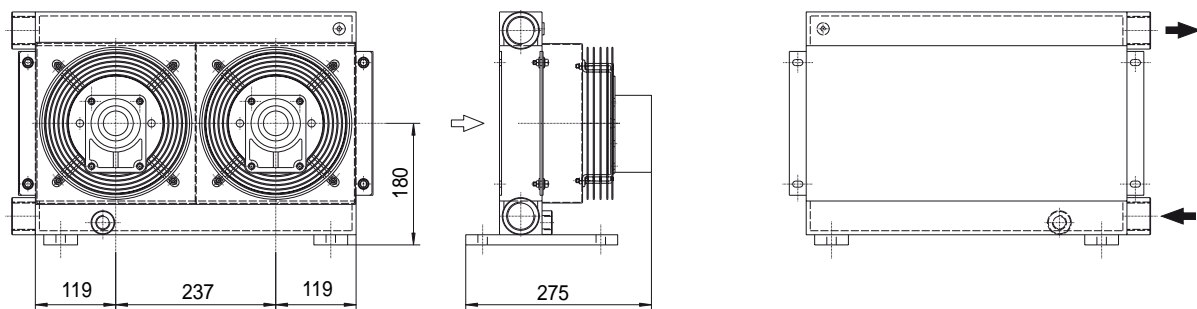
P/N 232103###
P/N 232101###



P/N 232104###



P/N 232112###
P/N 232124###



P/N 232156###

Le dimensioni di ingombro e le caratteristiche tecniche non sono impegnative
Over-all dimensions and technical characteristic are not binding

Dati tecnici Technical Data



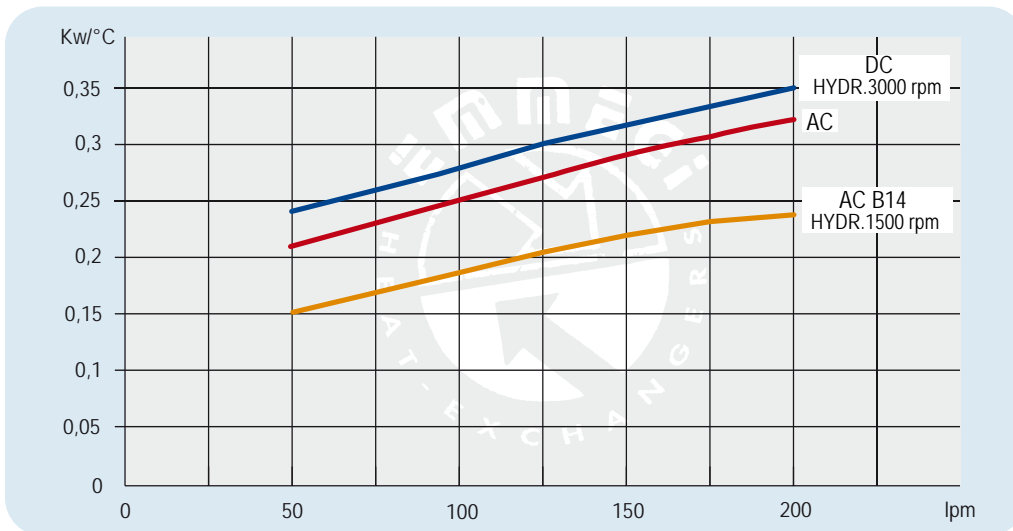
MG 2020K 2KS

P/N	V	Hz	KW	A	rpm	ø Fan	dB(A)	(m³/h)	IP	lt	Kg		
232101 ###	230AC	50/60	0,050/0,061	0,24-0,28	2740/3120	200	68	675	44	1,4	17		
232103 ###	230-400 AC	50/60	0,068/0,070	0,17-0,13	2600/2900	200	68	645	44		17		
232104 ###	230-400 AC B14	50	0,25	1,7- 1	1340	200	64	390	55		1,4	23	
	265-460 AC B14	60	0,30	1,7- 1	1610								
232112 ###	12 DC	/	0,08	6,4	2770	225	72	720	67				15
232124 ###	24 DC	/	0,09	3,9	2900	225	72	750	67				15
232156 ###	Prepared for Gr.2 hydraulic motor					200			/	14			

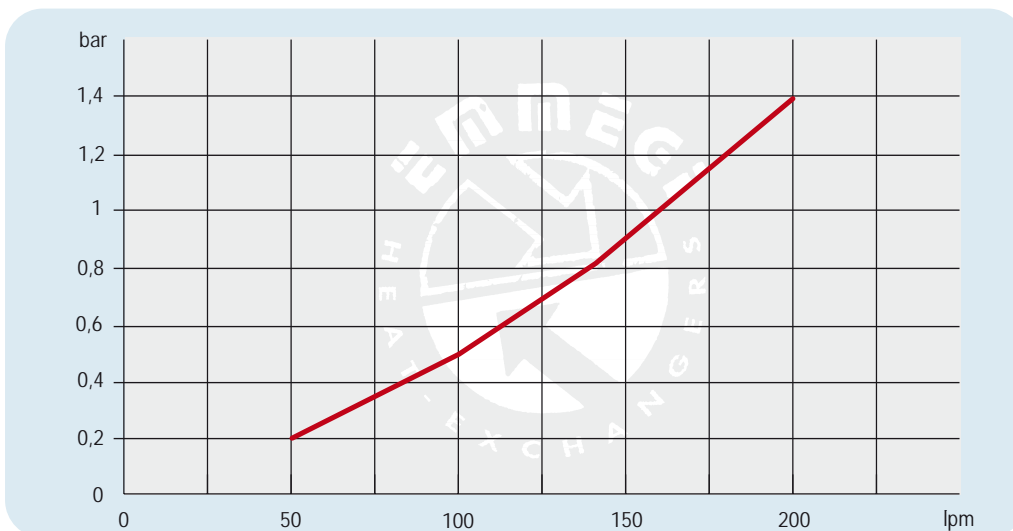
I dati tecnici sopra riportati sono riferiti al singolo ventilatore *The data refers to each ventilator*

Contattare EMMEGI Contact EMMEGI

Diagramma rendimento Performance diagram



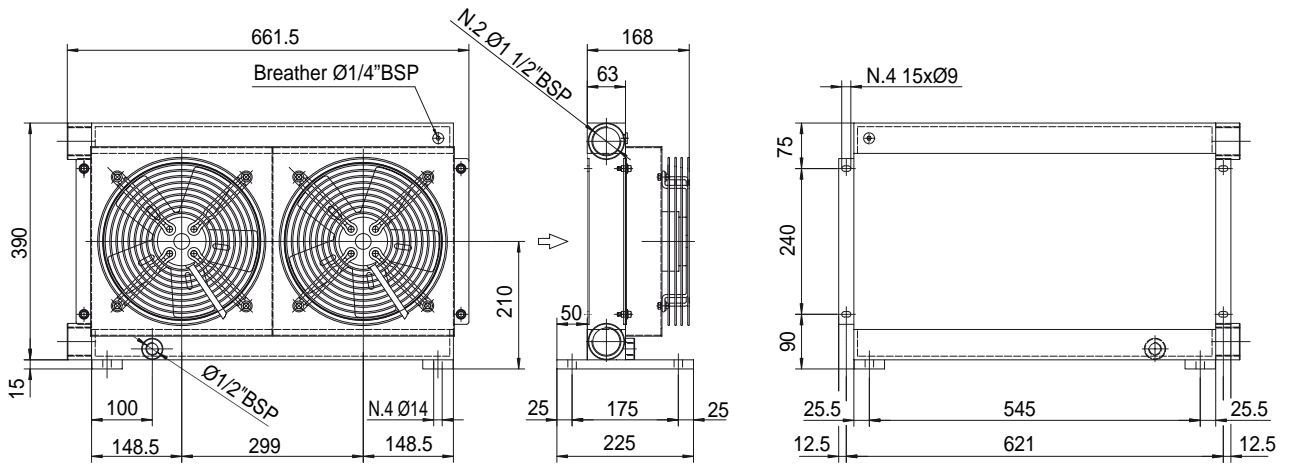
Perdite di carico Pressure drop (ISO VG 32)



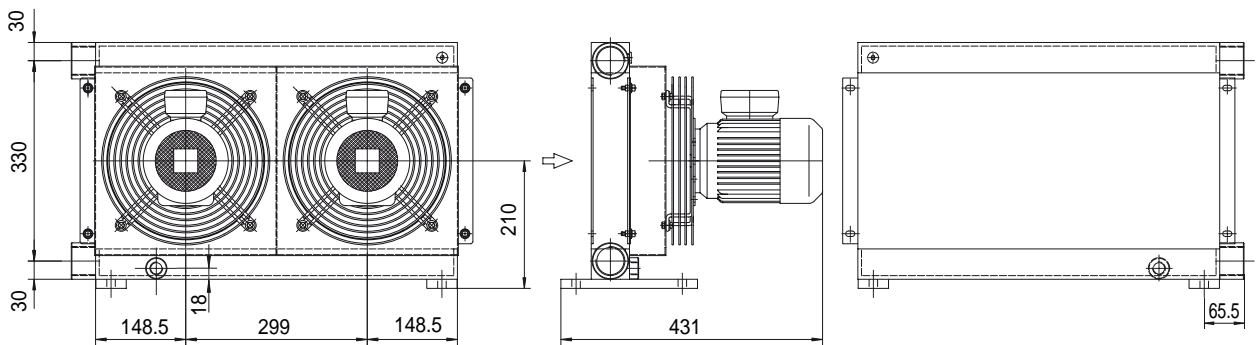
Fattore di correzione - F - (perdite di carico) Correction factor - F - (Pressure drop)

cst	10	15	20	30	40	50	60	80	100	200	300
F	0,5	0,65	0,77	1	1,2	1,4	1,6	1,9	2,1	3,3	4,3

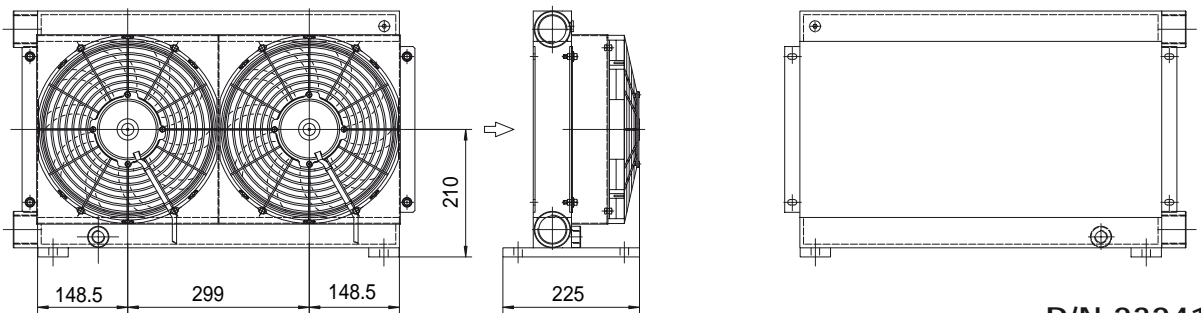
Dimensioni Dimensions



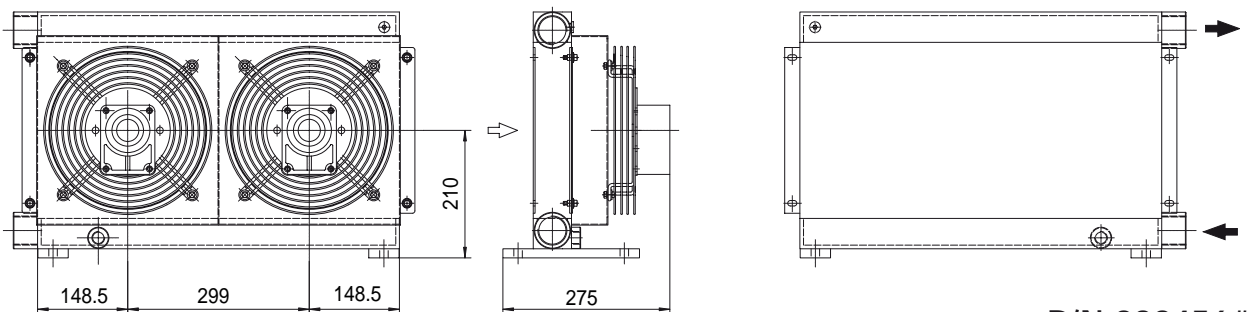
P/N 232401###
P/N 232403###



P/N 232404###



P/N 232412###
P/N 232424###



P/N 232456###

Le dimensioni di ingombro e le caratteristiche tecniche non sono impegnative
Over-all dimensions and technical characteristic are not binding

MG 2024K 2KS

Dati tecnici Technical Data



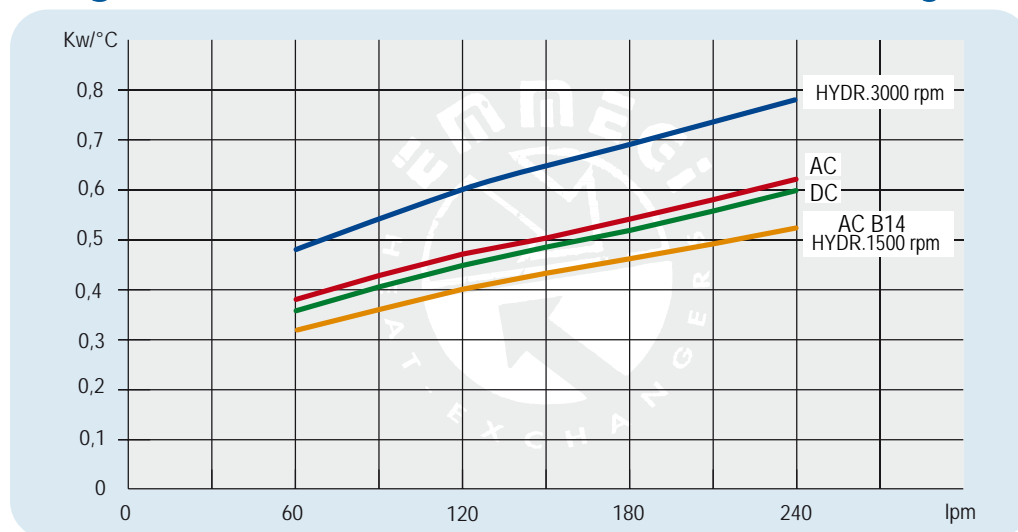
MG 2024K 2KS

P/N	V	Hz	kW	A	rpm	∅ Fan	dB(A)	(m³/h)	IP	lt	Kg
232401 ###	230AC	50/60	0,115/0,150	0,51/0,66	2450/2600	250	72	1350	44	2	23
232403 ###	230-400 AC	50/60	0,105/0,145	0,19/0,23	2500/2650	250	72	1300	44		23
232404 ###	230-400 AC B14 265-460 AC B14	50 60	0,25 0,30	1,7- 1 1,7- 1	1340 1610	250	64	1000	55	34	
232412 ###	12 DC	/	0,09	7,5	2710	280	72	950	67	21	
232424 ###	24 DC	/	0,10	4,3	2765	280	74	1030	67	21	
232456 ###	Prepared for Gr.2 hydraulic motor					250			/	20	

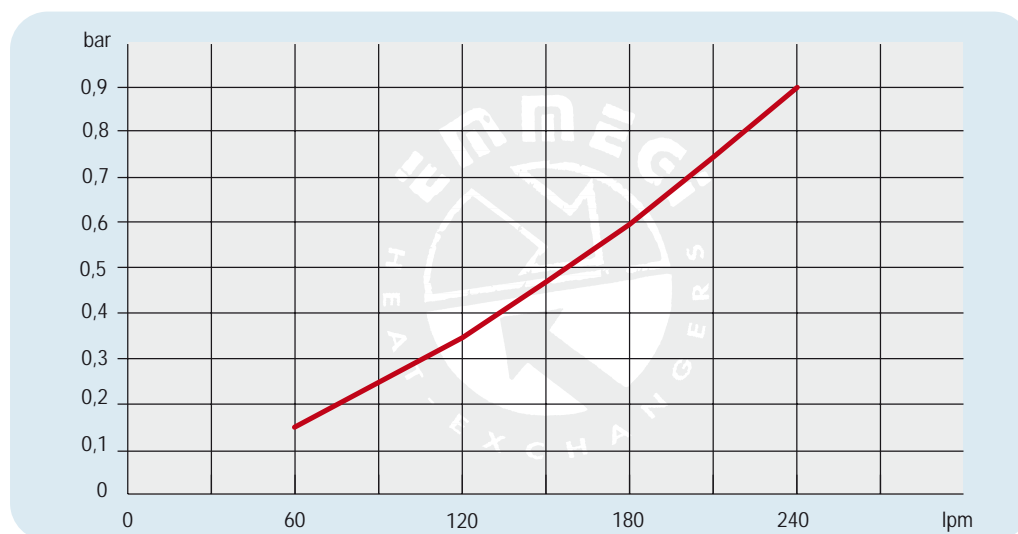
I dati tecnici sopra riportati sono riferiti al singolo ventilatore *The data refers to each ventilator*

Contattare EMMEGI Contact EMMEGI

Diagramma rendimento Performance diagram



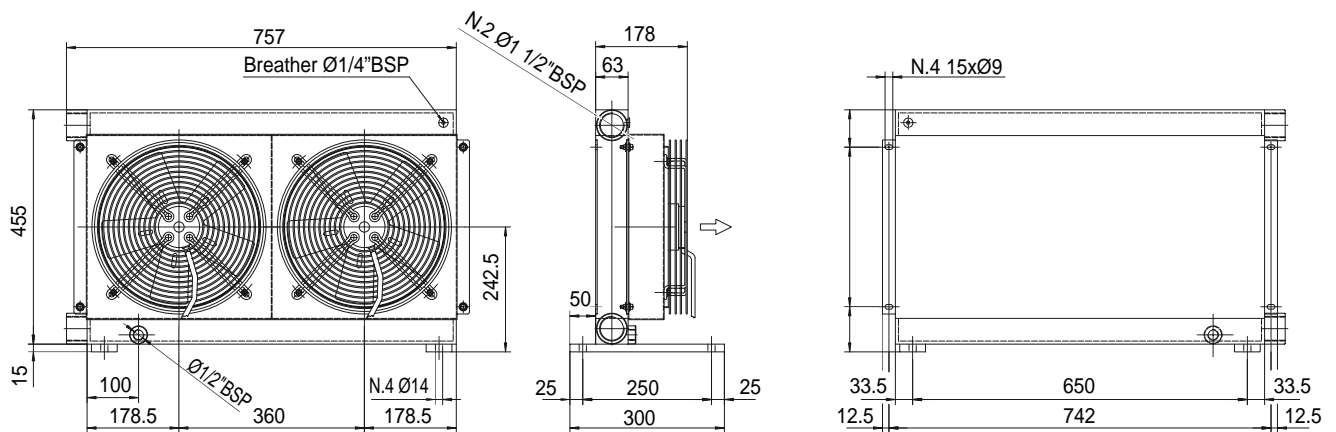
Perdite di carico Pressure drop (ISO VG 32)



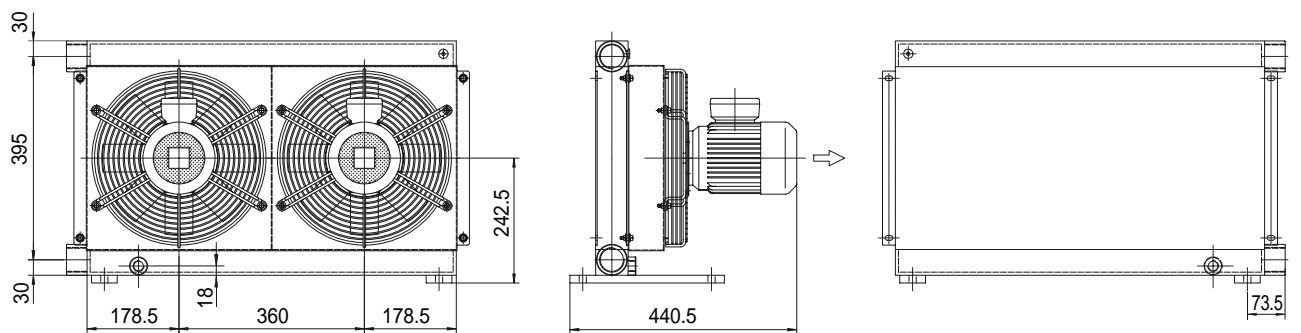
Fattore di correzione - F - (perdite di carico) Correction factor - F - (Pressure drop)

cst	10	15	20	30	40	50	60	80	100	200	300
F	0,5	0,65	0,77	1	1,2	1,4	1,6	1,9	2,1	3,3	4,3

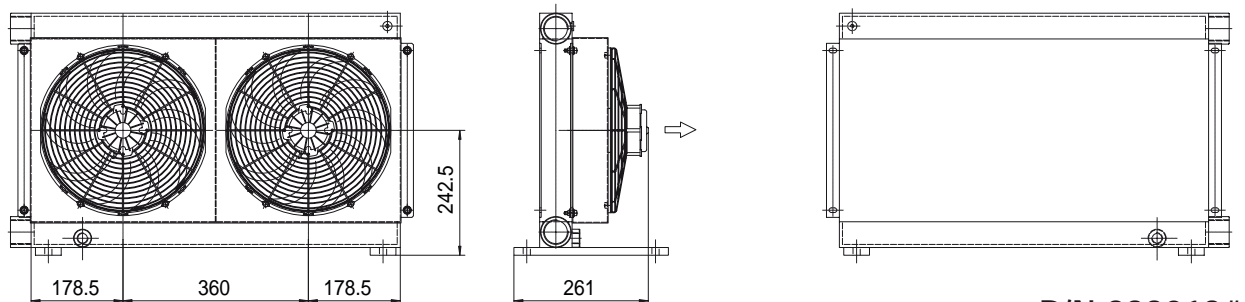
Dimensioni Dimensions



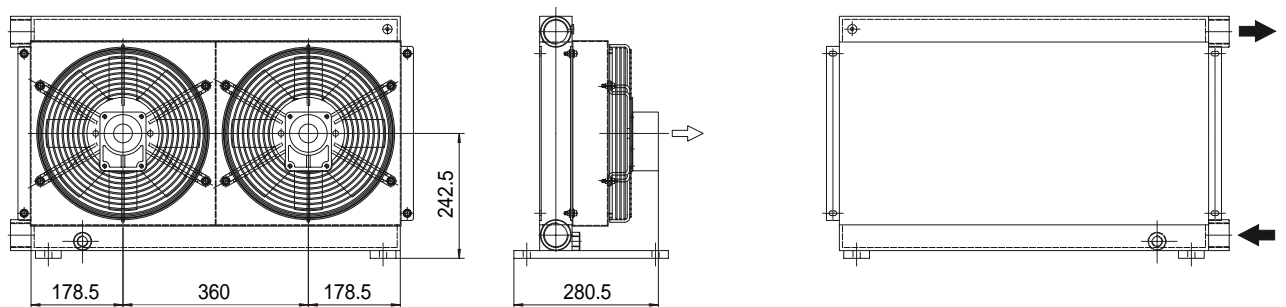
P/N 233001###
P/N 232403###



P/N 233004###



P/N 233012###
P/N 233024###



P/N 233056###

Le dimensioni di ingombro e le caratteristiche tecniche non sono impegnative
Over-all dimensions and technical characteristic are not binding

MG 2030K 2KS

Dati tecnici Technical Data



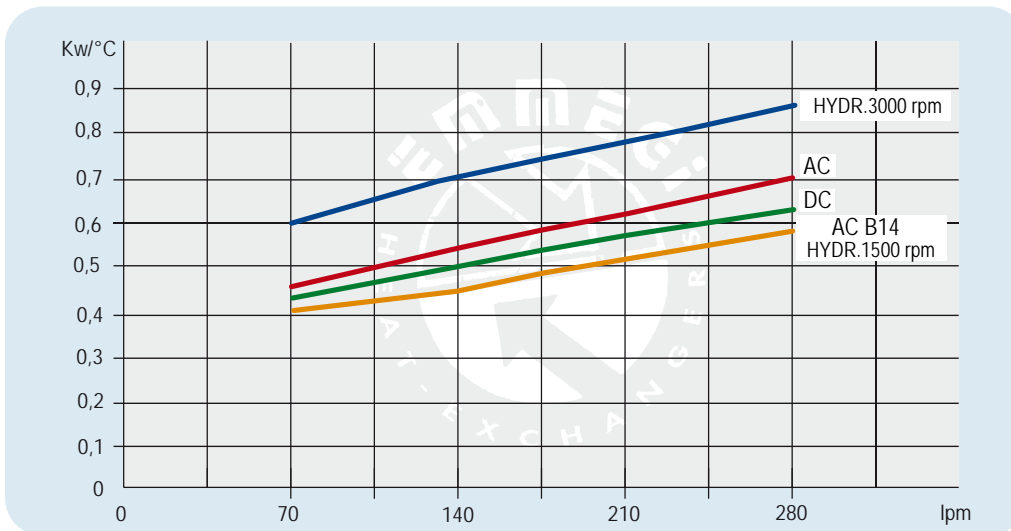
MG 2030K 2KS

P/N	V	Hz	kW	A	rpm	∅ Fan	dB(A)	(m³/h)	IP	lt	Kg
233001 ###	230AC	50/60	0,23/0,35	1,1/1,55	2700/3000	300	78	2220	44		31
233003 ###	230-400 AC	50/60	0,21/0,30	0,62-0,36/0,84-0,48	2580/2750	300	76	2500	44		31
233004 ###	230-400 AC B14	50	0,37	2,2-1,25	1370	300	70	1850	55	3,2	42
	265-460 AC B14	60	0,44	2,2-1,25	1640						
233012 ###	12 DC	/	0,16	13,3	2660	305	80	1675	67		29
233024 ###	24 DC	/	0,18	7,4	2870	305	83	1880	67		29
233056 ###	Prepared for Gr.2 hydraulic motor					300			/		30

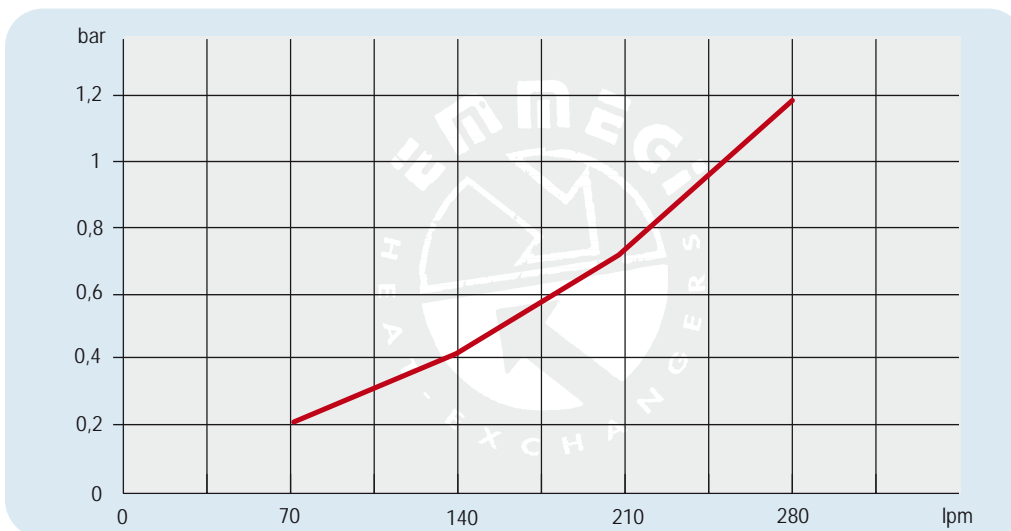
I dati tecnici sopra riportati sono riferiti al singolo ventilatore *The data refers to each ventilator*

Contattare EMMEGI Contact EMMEGI

Diagramma rendimento Performance diagram



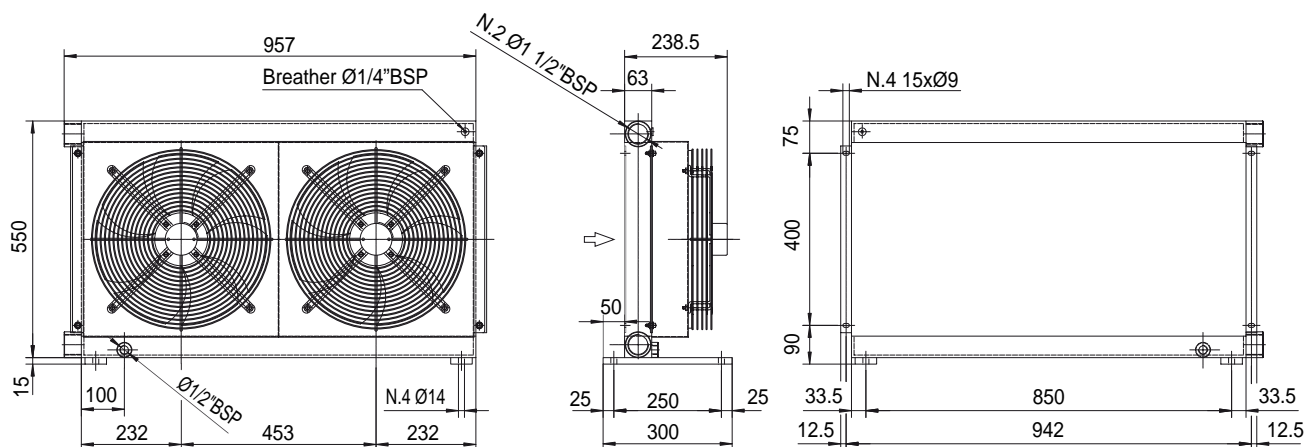
Perdite di carico Pressure drop (ISO VG 32)



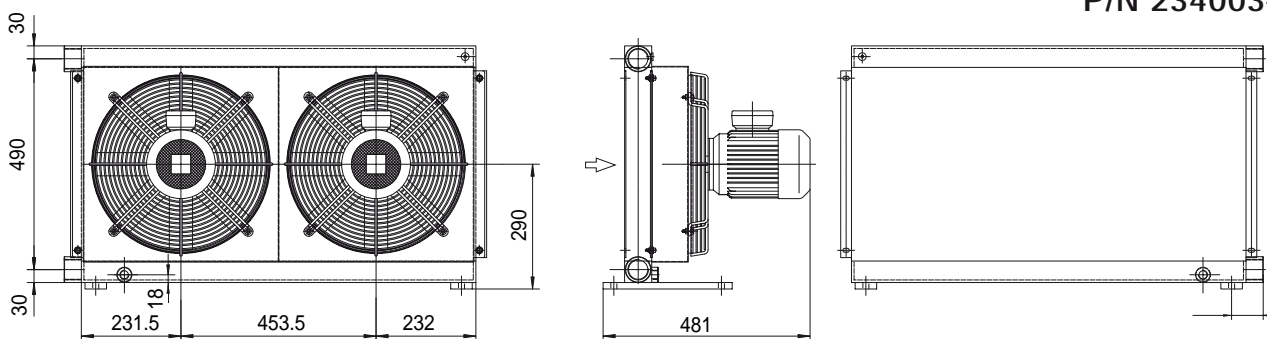
Fattore di correzione - F - (perdite di carico) Correction factor - F - (Pressure drop)

cst	10	15	20	30	40	50	60	80	100	200	300
F	0,5	0,65	0,77	1	1,2	1,4	1,6	1,9	2,1	3,3	4,3

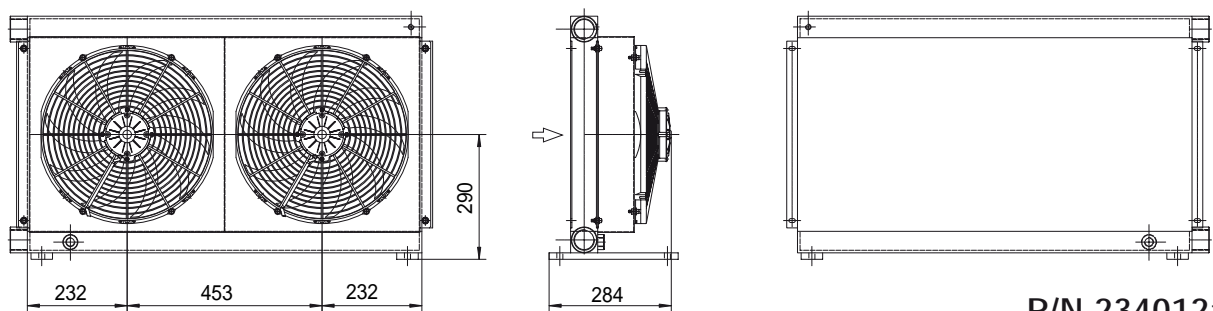
Dimensioni Dimensions



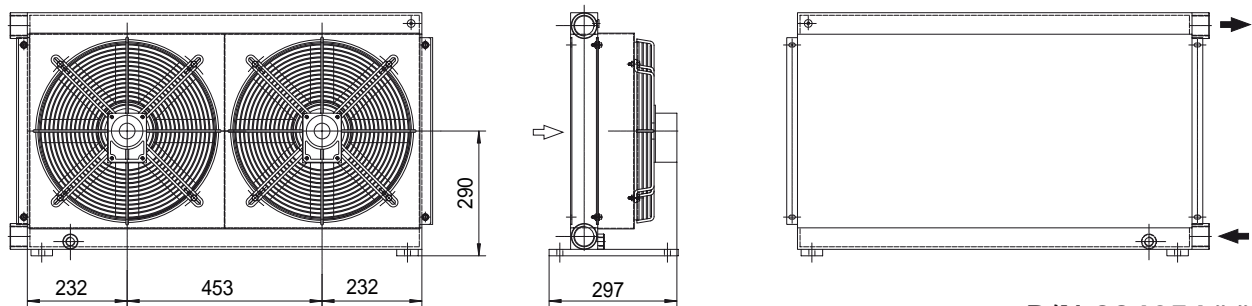
P/N 234001###
P/N 234003###



P/N 234004###



P/N 234012###
P/N 234024###



P/N 234056###

Le dimensioni di ingombro e le caratteristiche tecniche non sono impegnative
Over-all dimensions and technical characteristic are not binding

MG 2040K 2KS

Dati tecnici Technical Data



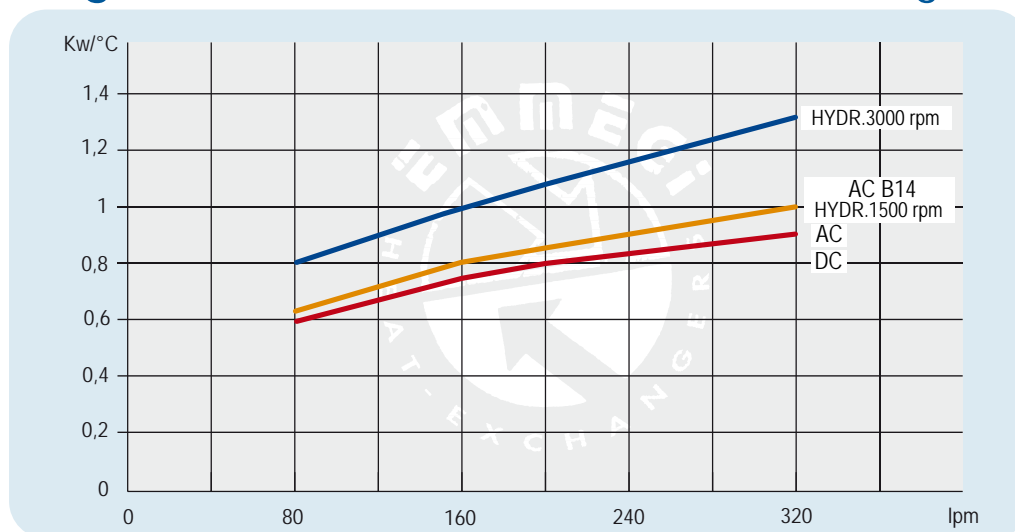
MG 2040K 2KS

P/N	V	Hz	kW	A	rpm	∅ Fan	dB(A)	(m³/h)	IP	lt	Kg		
234001 ###	230 AC	50	0,16/0,24	0,73/1,06	1430/1700	400	71	3200	54	5,4	42		
234003 ###	230-400 AC	50/60	0,135/0,185	0,44/0,39	1450/1690	400	71	3200	54		42		
234004 ###	230-400 AC B14	50	0,55	2,9-1,7	1400	400	77	3740	55		5,4	50	
	265-460 AC B14	60	0,66	2,9-1,7	1680								
234012 ###	12 DC	/	0,22	19,2	2310	385	76	2770	67				41
234024 ###	24 DC	/	0,23	9,3	2380	385	79	2910	67				41
234056 ###	Prepared for Gr.2 hydraulic motor					400			/	39			

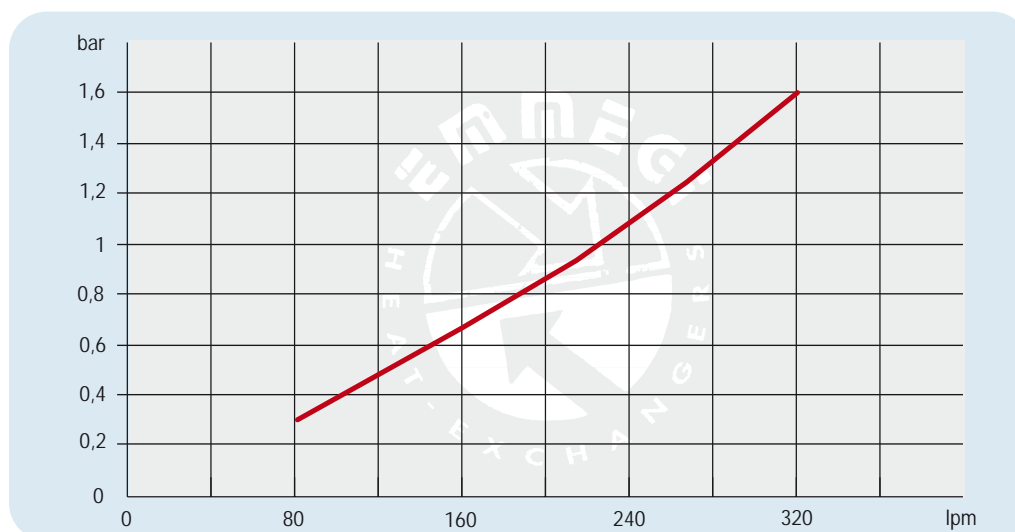
I dati tecnici sopra riportati sono riferiti al singolo ventilatore *The data refers to each ventilator*

Contattare EMMEGI Contact EMMEGI

Diagramma rendimento Performance diagram



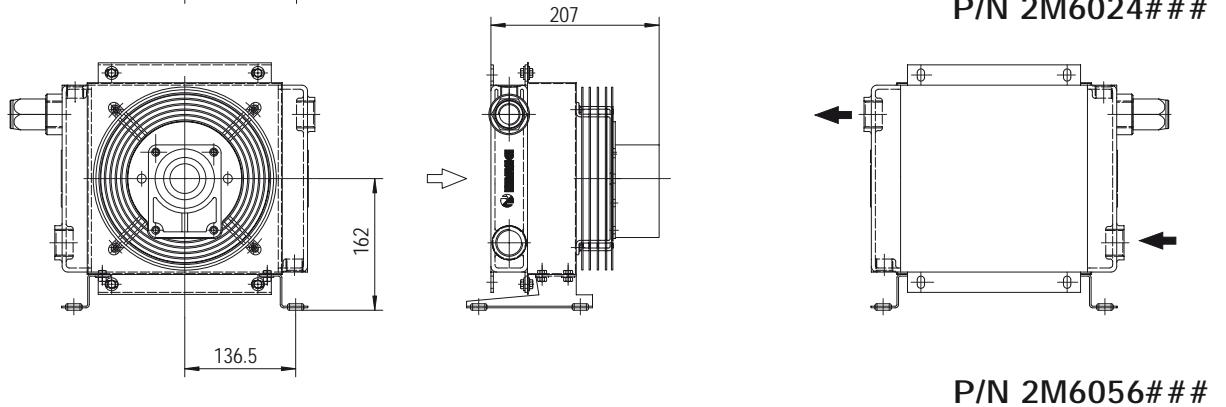
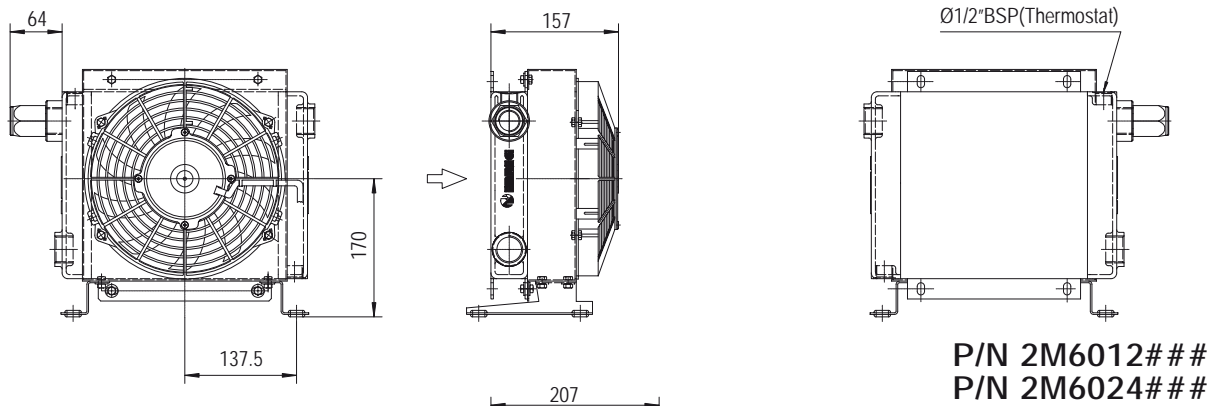
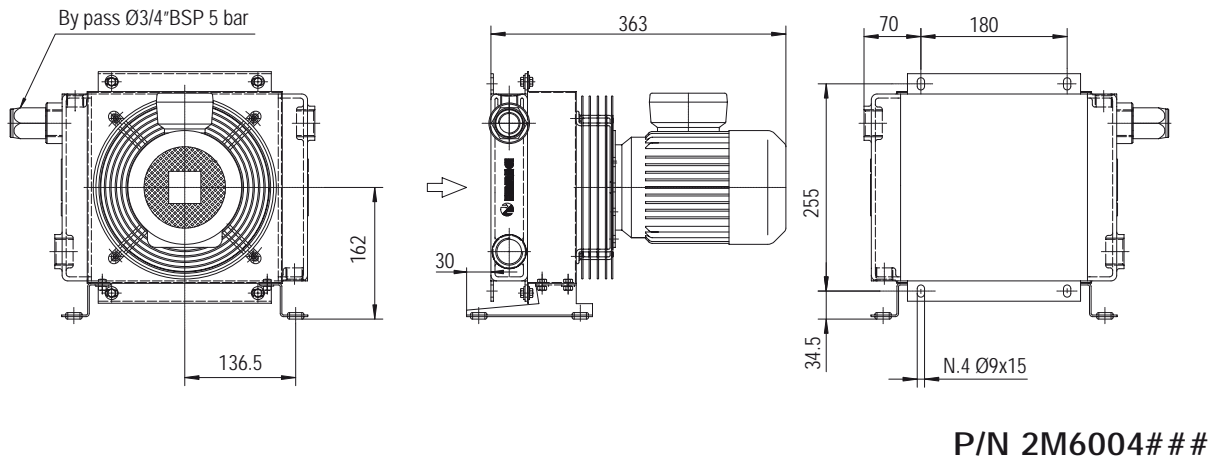
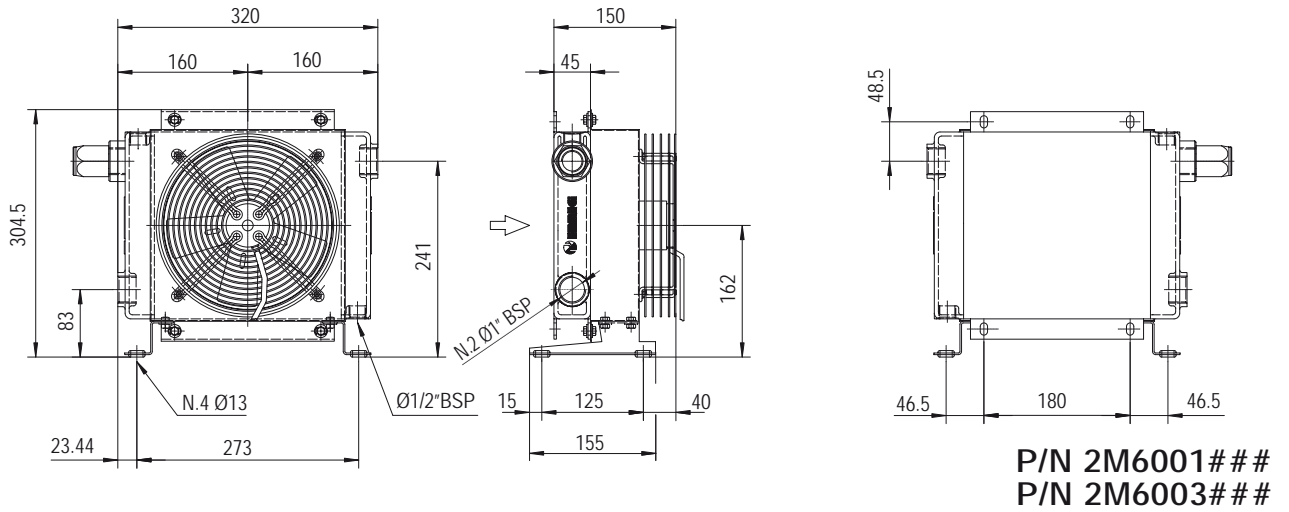
Perdite di carico Pressure drop (ISO VG 32)



Fattore di correzione - F - (perdite di carico) Correction factor - F - (Pressure drop)

cst	10	15	20	30	40	50	60	80	100	200	300
F	0,5	0,65	0,77	1	1,2	1,4	1,6	1,9	2,1	3,3	4,3

Dimensioni Dimensions



Le dimensioni di ingombro e le caratteristiche tecniche non sono impegnative
Over-all dimensions and technical characteristic are not binding

Dati tecnici Technical Data



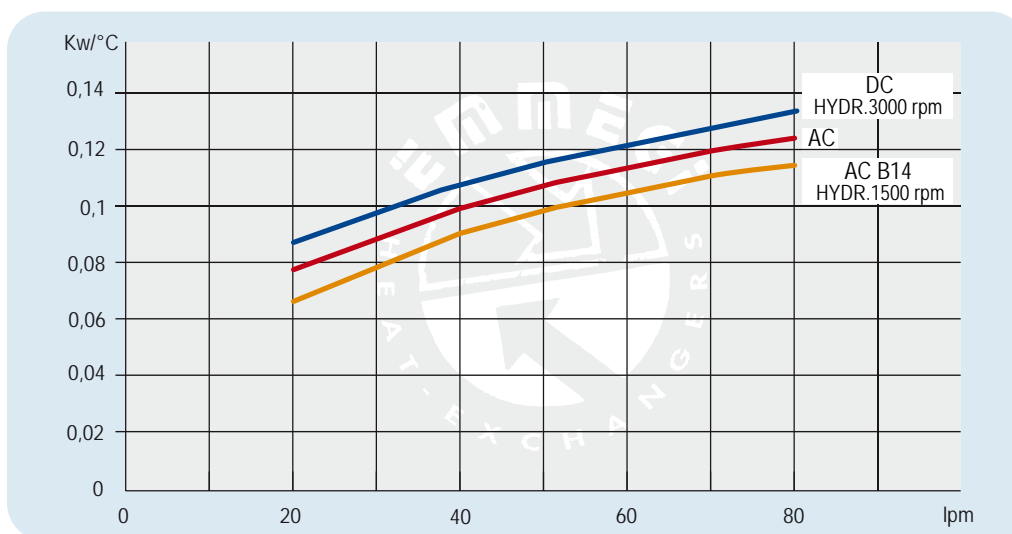
BY-PASS

MG 2015K

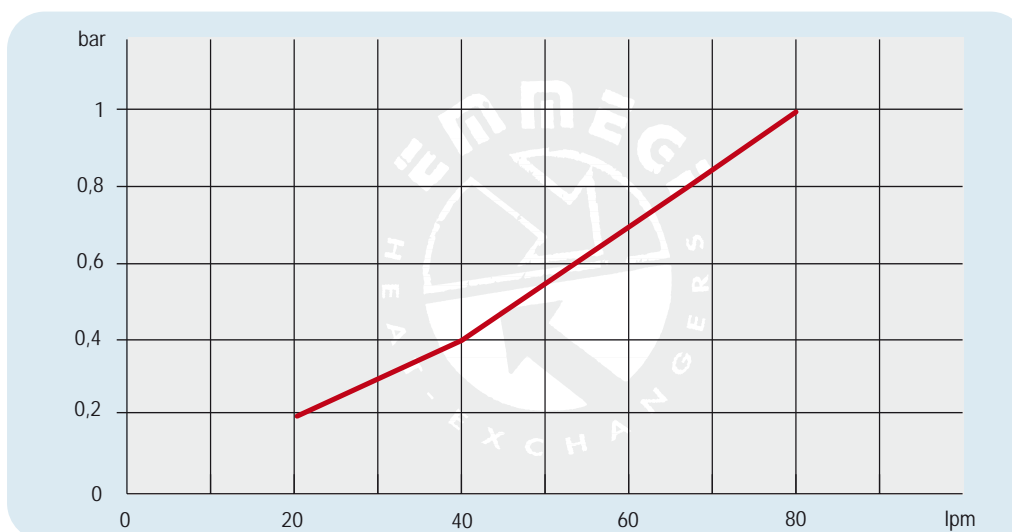
P/N	V	Hz	KW	A	rpm	∅ Fan	dB(A)	(m³/h)	IP	lt	Kg	
2M6001 ###	230AC	50/60	0,050/0,061	0,24-0,28	2740/3120	200	68	700	44	0,5	7	
2M6003 ###	230-400 AC	50/60	0,068/0,070	0,17-0,13	2600/2900	200	69	720	44		7	
2M6004 ###	230-400 AC B14	50	0,25	1,7- 1	1340	200	61	415	55		6,5	
	265-460 AC B14	60	0,30	1,7- 1	1610							
2M6012 ###	12 DC	/	0,08	6,4	2770	225	72	790	67			6,5
2M6024 ###	24 DC	/	0,09	3,9	2900	225	73	865	67			6,5
2M6056 ###	Prepared for Gr.2 hydraulic motor					200			/	6		

Contattare EMMEGI Contact EMMEGI

Diagramma rendimento Performance diagram



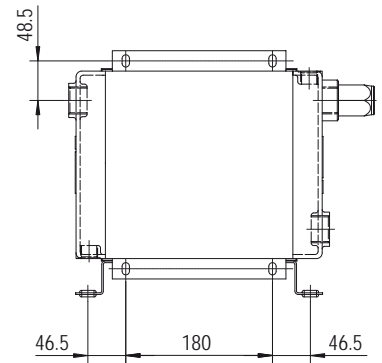
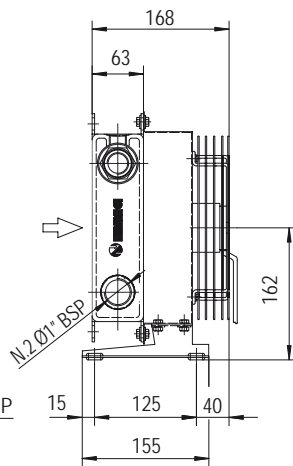
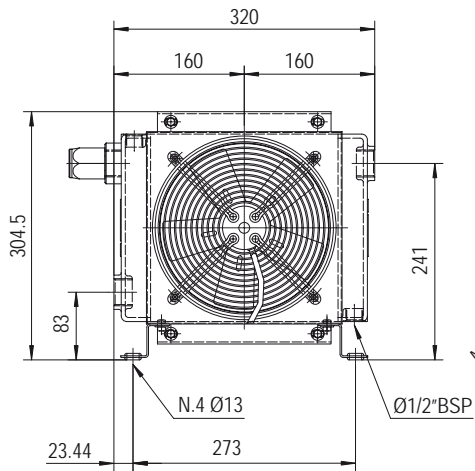
Perdite di carico Pressure drop (ISO VG 32)



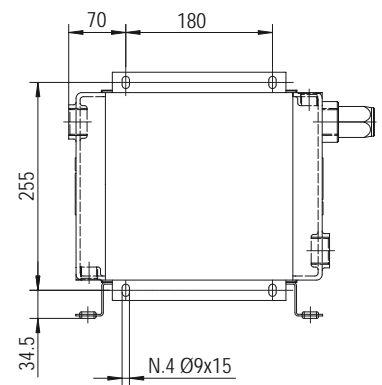
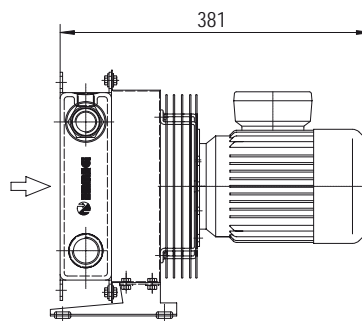
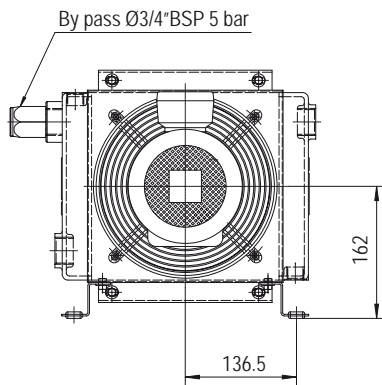
Fattore di correzione - F - (perdite di carico) Correction factor - F - (Pressure drop)

cst	10	15	20	30	40	50	60	80	100	200	300
F	0,5	0,65	0,77	1	1,2	1,4	1,6	1,9	2,1	3,3	4,3

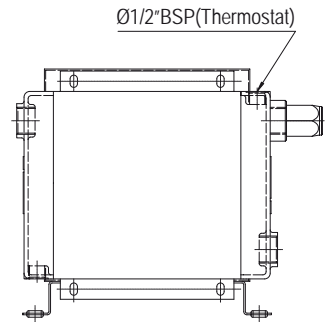
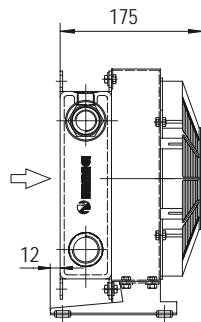
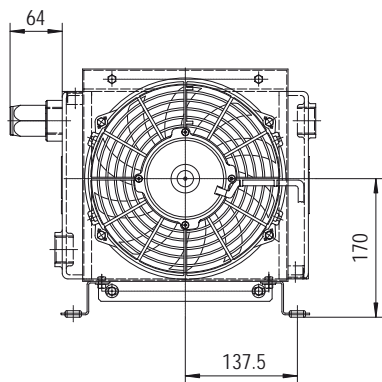
Dimensioni Dimensions



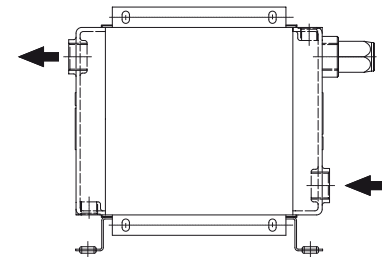
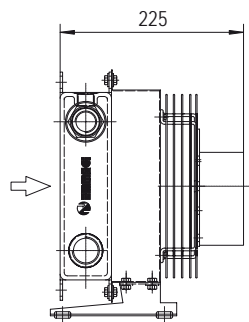
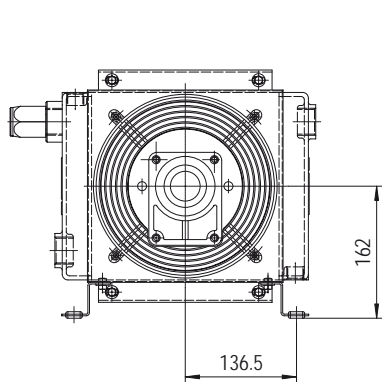
P/N 2M6101###
P/N 2M6103###



P/N 2M6104###



P/N 2M6112###
P/N 2M6124###



P/N 2M6156###

Le dimensioni di ingombro e le caratteristiche tecniche non sono impegnative
Over-all dimensions and technical characteristic are not binding

Dati tecnici Technical Data



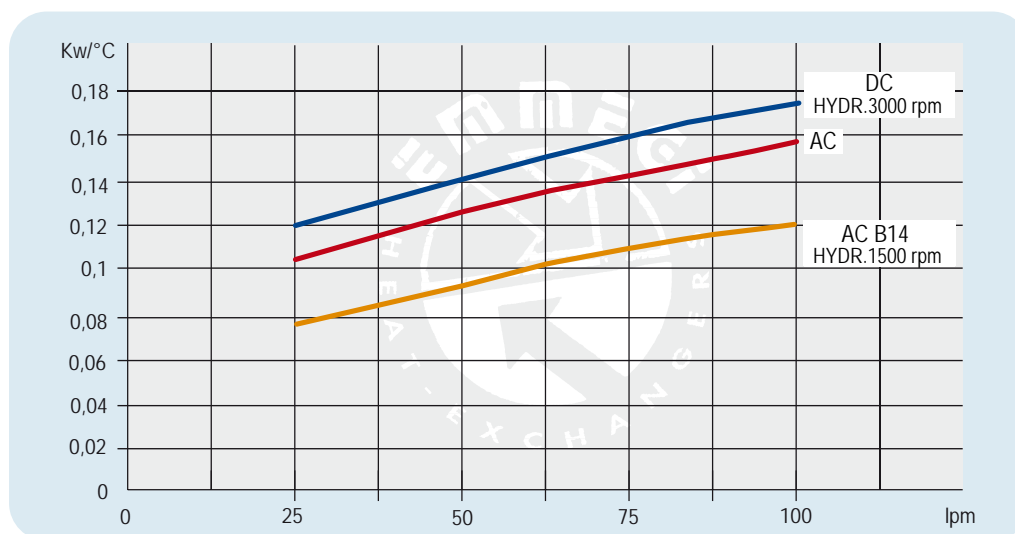
BY-PASS

MG 2020K

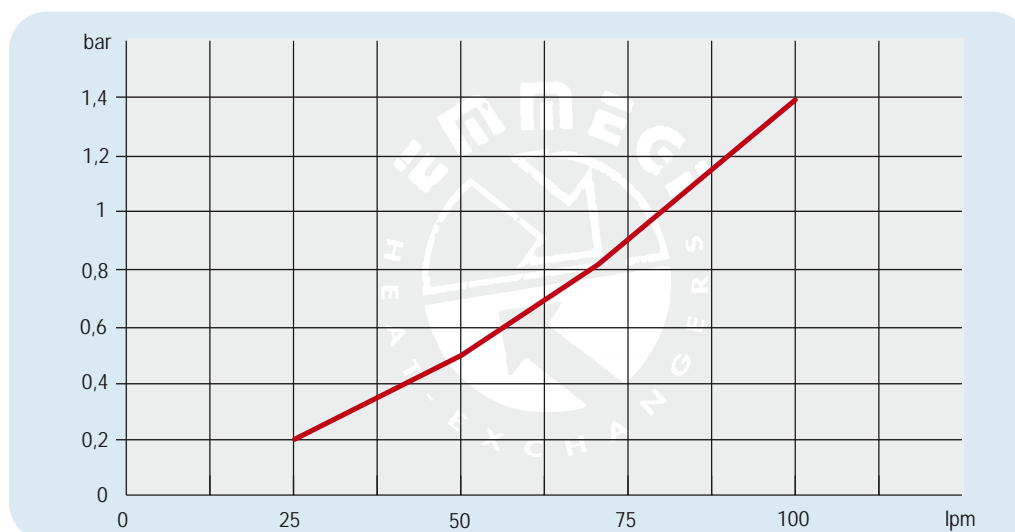
P/N	V	Hz	KW	A	rpm	∅ Fan	dB(A)	(m³/h)	IP	lt	Kg	
2M6101 ###	230AC	50/60	0,050/0,061	0,24-0,28	2740/3120	200	68	675	44	0,7	8	
2M6103 ###	230-400 AC	50/60	0,068/0,070	0,17-013	2600/2900	200	68	645	44		8	
2M6104 ###	230-400 AC B14	50	0,25	1,7- 1	1340	200	64	390	55		7	
	265-460 AC B14	60	0,30	1,7- 1	1610							
2M6112 ###	12 DC	/	0,08	6,4	2770	225	72	720	67			7
2M6124 ###	24 DC	/	0,09	3,9	2900	225	72	750	67			7
2M6156 ###	Prepared for Gr.2 hydraulic motor					200			/	7		

Contattare EMMEGI Contact EMMEGI

Diagramma rendimento Performance diagram



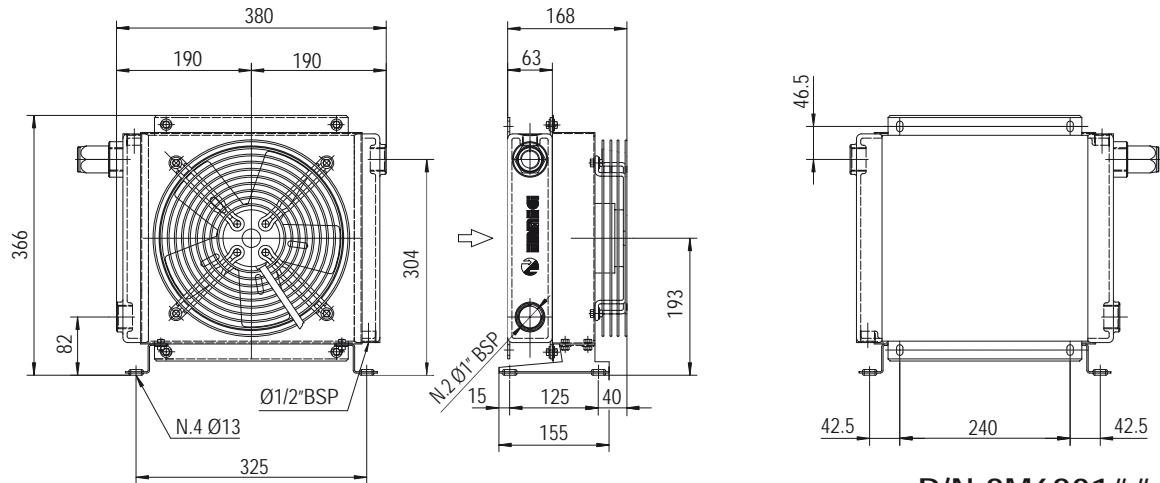
Perdite di carico Pressure drop (ISO VG 32)



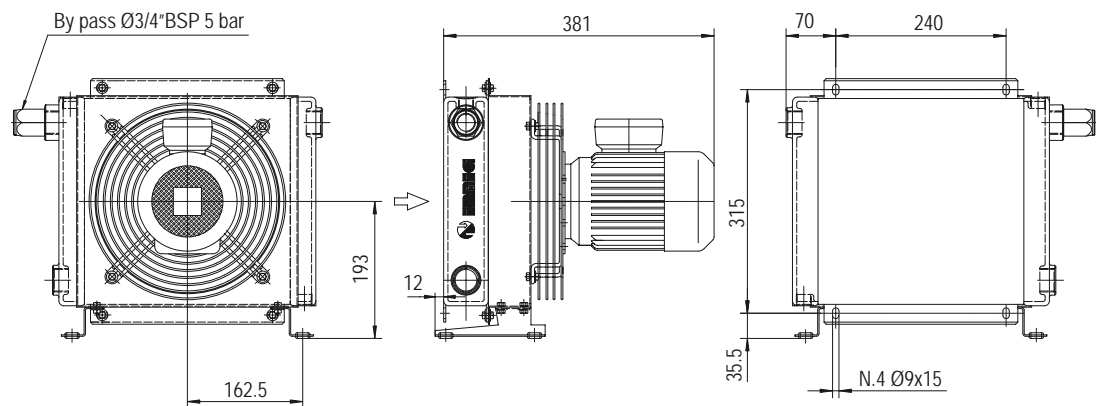
Fattore di correzione - F - (perdite di carico) Correction factor - F - (Pressure drop)

cst	10	15	20	30	40	50	60	80	100	200	300
F	0,5	0,65	0,77	1	1,2	1,4	1,6	1,9	2,1	3,3	4,3

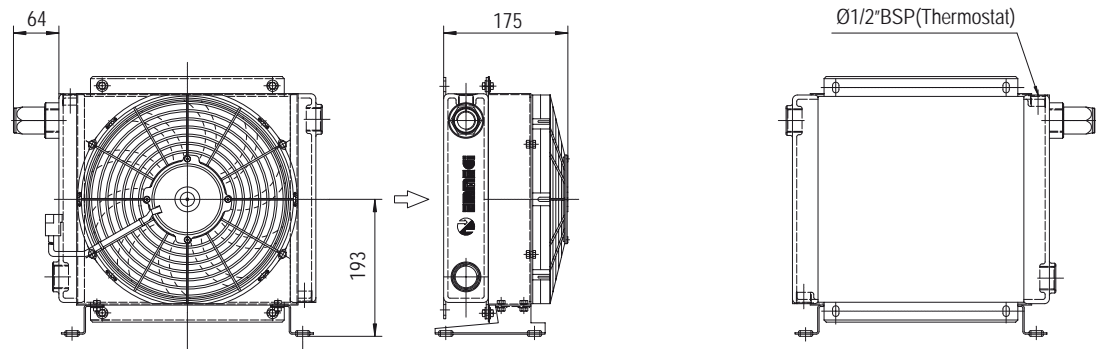
Dimensioni Dimensions



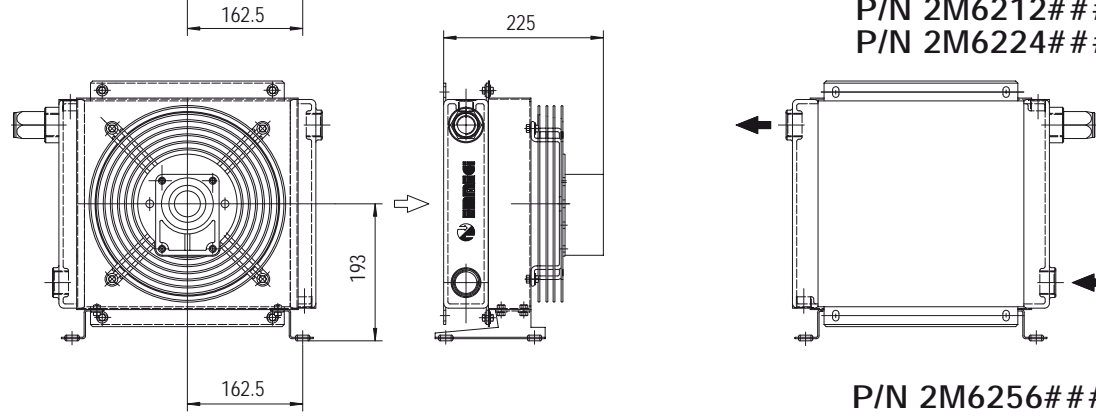
P/N 2M6201###
P/N 2M6203###



P/N 2M6204###



P/N 2M6212###
P/N 2M6224###



P/N 2M6256###

Le dimensioni di ingombro e le caratteristiche tecniche non sono impegnative
Over-all dimensions and technical characteristic are not binding

MG 2024K BY-PASS

Dati tecnici Technical Data



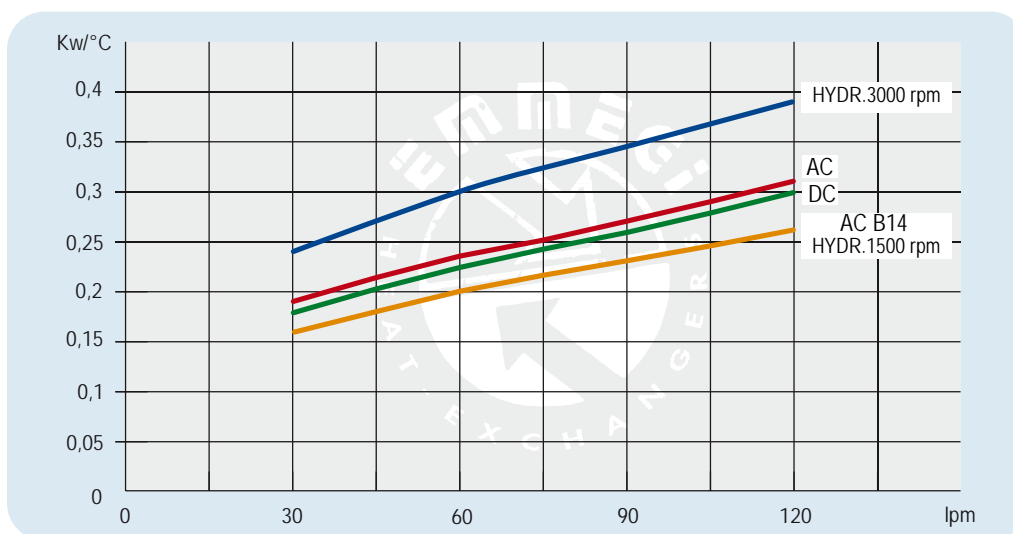
BY-PASS

MG 2024K

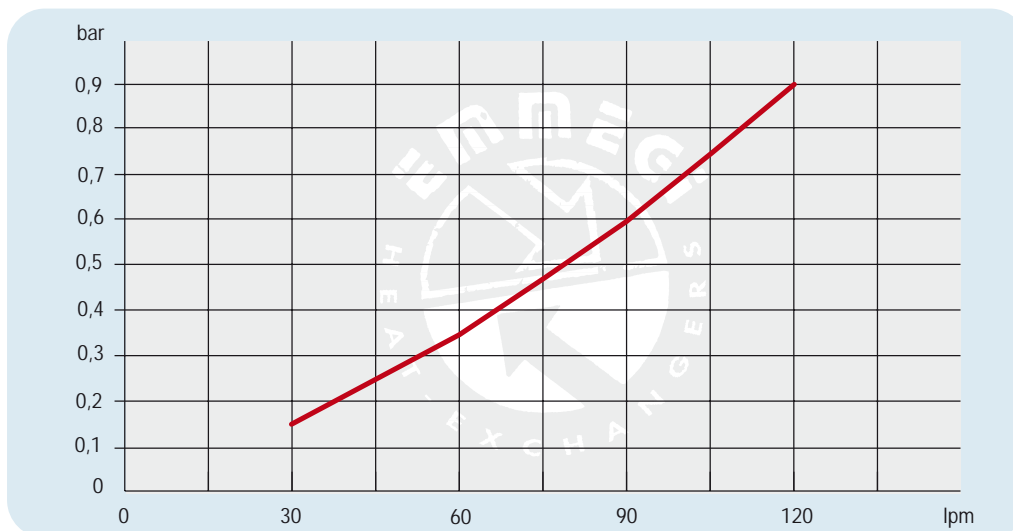
P/N	V	Hz	kW	A	rpm	∅ Fan	dB(A)	(m³/h)	IP	lt	Kg
2M6201 ###	230AC	50/60	0,115/0,150	0,51/0,66	2450/2600	250	72	1350	44	1	11
2M6203 ###	230-400 AC	50/60	0,105/0,145	0,19/0,23	2500/2650	250	72	1300	44		11
2M6204 ###	230-400 AC B14 265-460 AC B14	50 60	0,25 0,30	1,7- 1 1,7- 1	1340 1610	250	64	1000	55		16
2M6212 ###	12 DC	/	0,09	7,5	2710	280	72	950	67		10
2M6224 ###	24 DC	/	0,10	4,3	2765	280	74	1030	67		10
2M6256 ###	Prepared for Gr.2 hydraulic motor					250			/		10

Contattare EMMEGI Contact EMMEGI

Diagramma rendimento Performance diagram



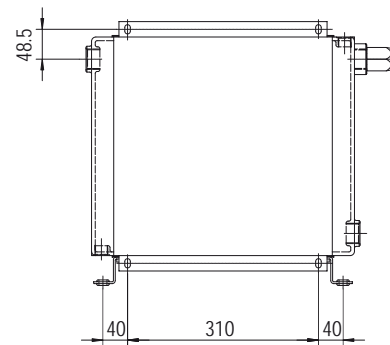
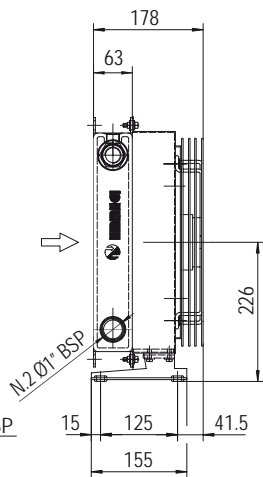
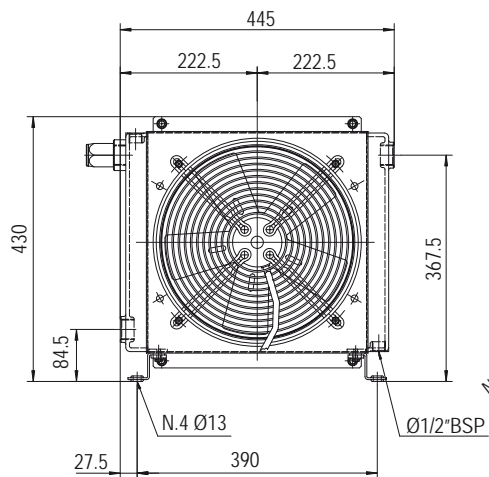
Perdite di carico Pressure drop (ISO VG 32)



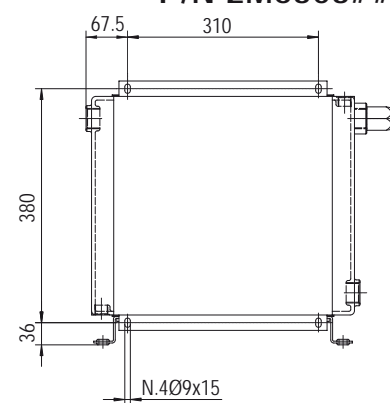
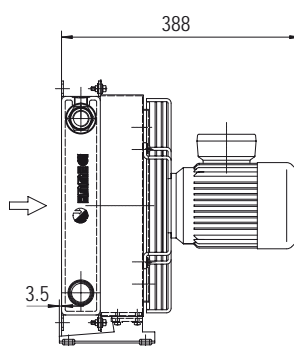
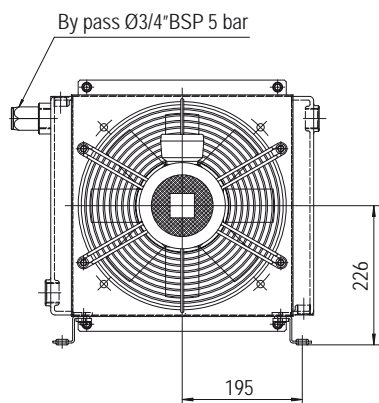
Fattore di correzione - F - (perdite di carico) Correction factor - F - (Pressure drop)

cst	10	15	20	30	40	50	60	80	100	200	300
F	0,5	0,65	0,77	1	1,2	1,4	1,6	1,9	2,1	3,3	4,3

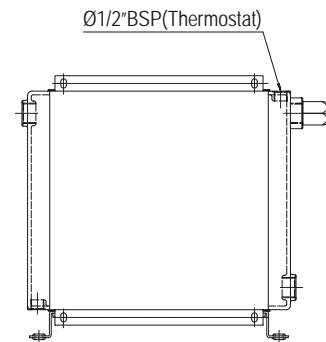
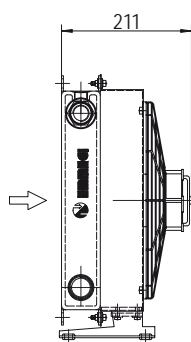
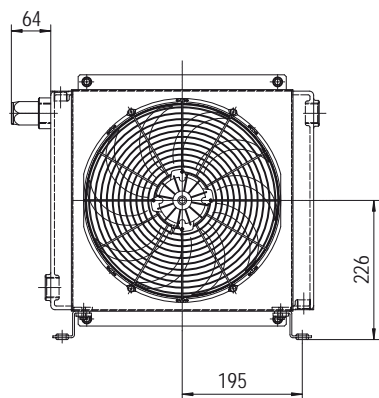
Dimensioni Dimensions



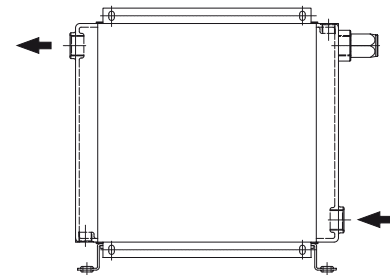
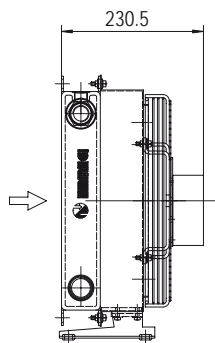
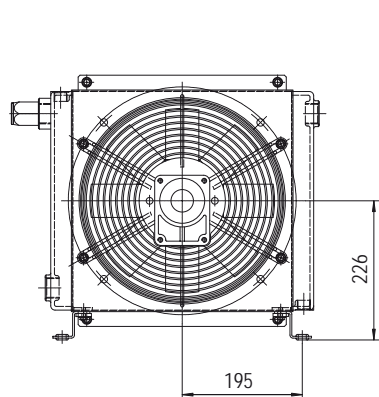
P/N 2M6301###
P/N 2M6303###



P/N 2M6304###



P/N 2M6312###
P/N 2M6324###



P/N 2M6356###

Le dimensioni di ingombro e le caratteristiche tecniche non sono impegnative
Over-all dimensions and technical characteristic are not binding

Dati tecnici Technical Data



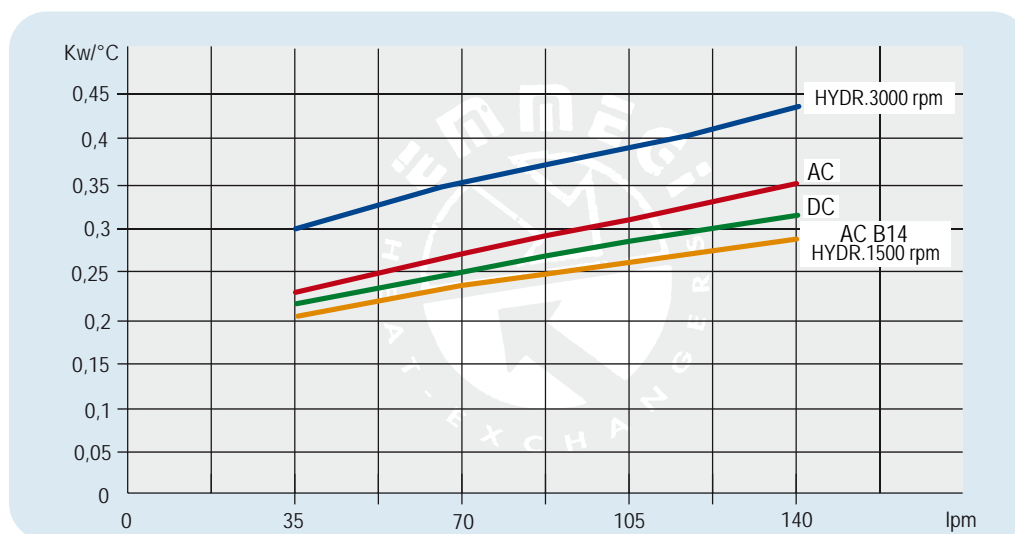
BY-PASS

IMG 2030K

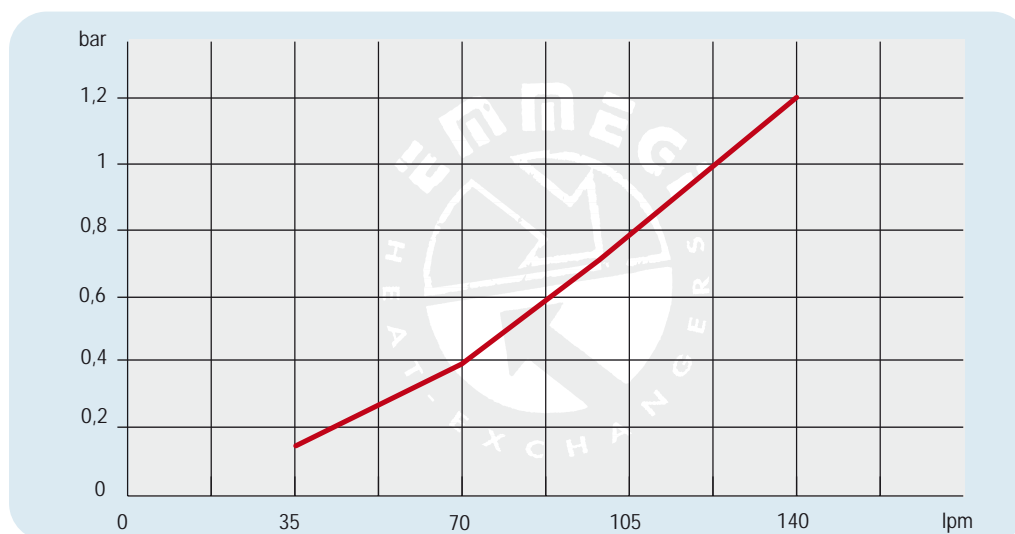
P/N	V	Hz	kW	A	rpm	∅ Fan	dB(A)	(m³/h)	IP	lt	Kg
2M6301 ###	230AC	50/60	0,23/0,35	1,1/1,55	2700/3000	300	78	2220	44	1,6	15
2M6303 ###	230-400 AC	50/60	0,21/0,30	0,62-0,36/0,84-0,48	2580/2750	300	76	2500	44		15
2M6304 ###	230-400 AC B14	50	0,37	2,2-1,25	1370	300	70	1850	55		20
	265-460 AC B14	60	0,44	2,2-1,25	1640						
2M6312 ###	12 DC	/	0,16	13,3	2660	305	80	1675	67		14
2M6324 ###	24 DC	/	0,18	7,4	2870	305	83	1880	67		14
2M6356 ###	Prepared for Gr.2 hydraulic motor					300			/	15	

Contattare EMMEGI Contact EMMEGI

Diagramma rendimento Performance diagram



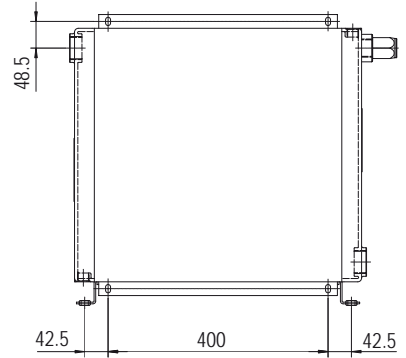
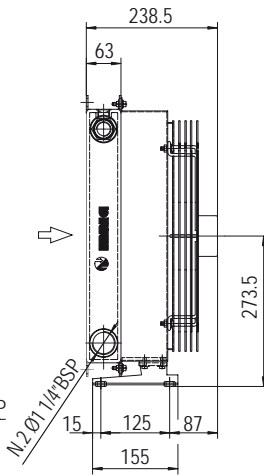
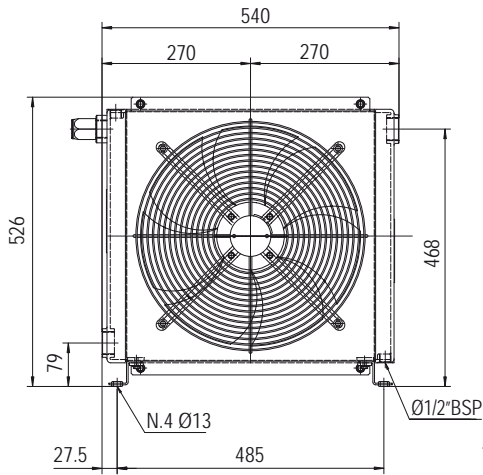
Perdite di carico Pressure drop (ISO VG 32)



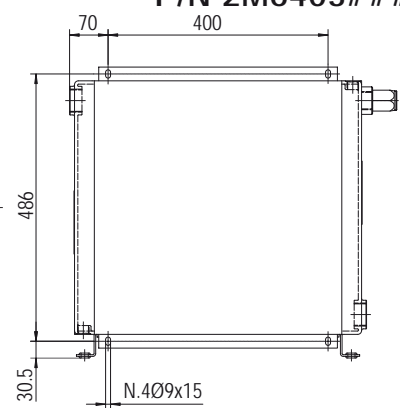
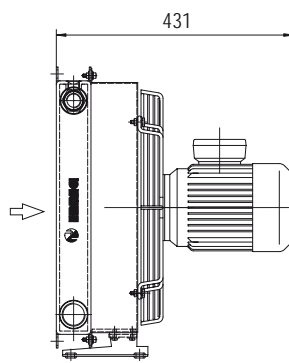
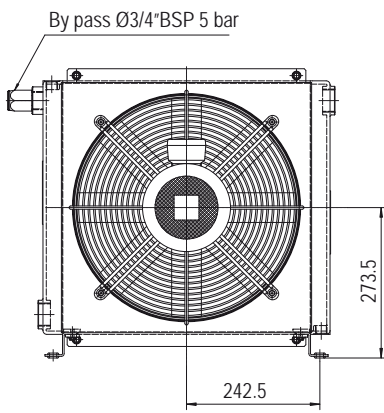
Fattore di correzione - F - (perdite di carico) Correction factor - F - (Pressure drop)

cst	10	15	20	30	40	50	60	80	100	200	300
F	0,5	0,65	0,77	1	1,2	1,4	1,6	1,9	2,1	3,3	4,3

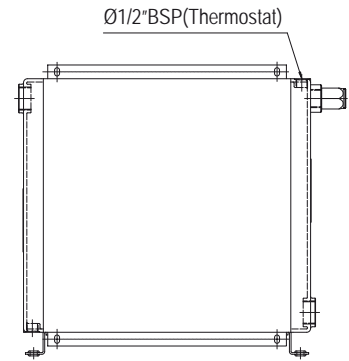
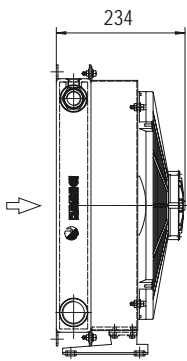
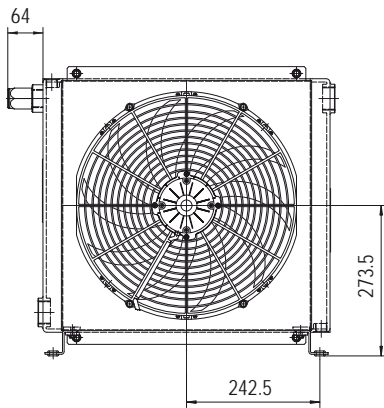
Dimensioni Dimensions



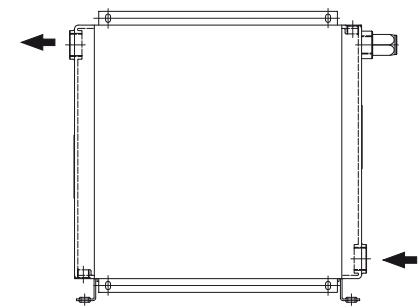
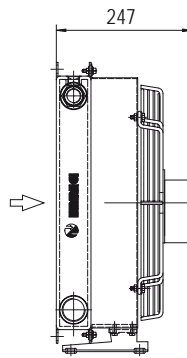
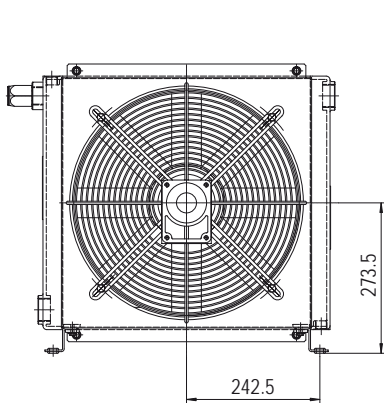
P/N 2M6401###
P/N 2M6403###



P/N 2M6404###



P/N 2M6412###
P/N 2M6424###



P/N 2M6456###

Le dimensioni di ingombro e le caratteristiche tecniche non sono impegnative
Over-all dimensions and technical characteristic are not binding

Dati tecnici Technical Data



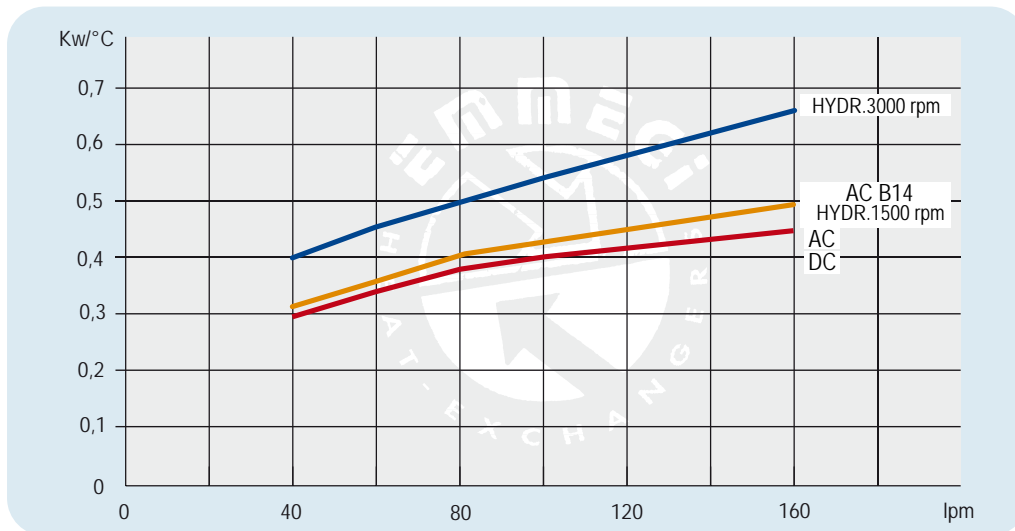
BY-PASS

MG 2040K

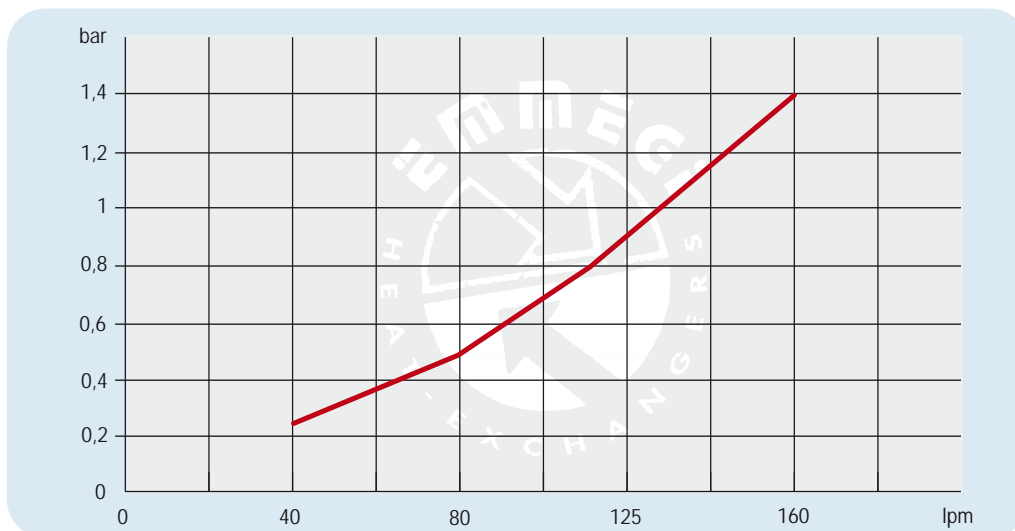
P/N	V	Hz	kW	A	rpm	∅ Fan	dB(A)	(m³/h)	IP	lt	Kg
2M6401 ###	230 AC	50	0,16/0,24	0,73/1,06	1430/1700	400	71	3200	54	2,7	21
2M6403 ###	230-400 AC	50/60	0,135/0,185	0,44/0,39	1450/1690	400	71	3200	54		21
2M6404 ###	230-400 AC B14	50	0,55	2,9-1,7	1400	400	77	3740	55		25
	265-460 AC B14	60	0,66	2,9-1,7	1680						25
2M6412 ###	12 DC	/	0,22	19,2	2310	385	76	2770	67		20
2M6424 ###	24 DC	/	0,23	9,3	2380	385	79	2910	67		20
2M6456 ###	Prepared for Gr.2 hydraulic motor					400			/	19	

Contattare EMMEGI Contact EMMEGI

Diagramma rendimento Performance diagram



Perdite di carico Pressure drop (ISO VG 32)



Fattore di correzione - F - (perdite di carico) Correction factor - F - (Pressure drop)

cst	10	15	20	30	40	50	60	80	100	200	300
F	0,5	0,65	0,77	1	1,2	1,4	1,6	1,9	2,1	3,3	4,3

LubeTeam Hydraulic S.r.l.

Administration and Headquarter:

Via Tufara Scautieri, 6

83018 - San Martino Valle Caudina (AV)

Office and Warehouse:

S.S. 7 Appia, Km. 237,00

82011 - Airola BN

ITALY

Tel. +39 0823 950 994

Fax +39 0823 412 546

www.lubeteam.it info@lubeteam.it

Italian VAT / C.F. e P.IVA: 01251720627

Follow us



This document is the property of LubeTeam Hydraulic S.r.l. All data reported here are for the exclusive use of the Receiver. Reproduction is not authorized without writing permission, in all or in part of the content of this document, in accordance to Law 633 art. 171, dated April 22, 1941.

Il presente documento è di proprietà della LubeTeam Hydraulic S.r.l. I dati riportati sono per esclusivo del destinatario. La riproduzione, di tutto o in parte, non è autorizzata senza permesso scritto secondo l'art. 171 della L. 633 del 22 Aprile 1941.