

Pall Corporation
Filtrazione Oli
Macchina HLP6



 HYDRAULIC
COMPONENTS
& FLUID CONTAMINATION
CONTROL



All trademarks belong to their respective owners; third party trademarks, product names, trade names, corporate names and company names mentioned may be trademarks of their respective owners or registered trademarks of other companies and are used for instructional purposes and for the benefit of the owner, without any end of Copyright infringement in force.

Tutti i marchi riportati appartengono ai legittimi proprietari; marchi di terzi, nomi di prodotti, nomi commerciali, nomi corporativi e società citati possono essere di proprietà dei rispettivi titolari o registrati da altre società e sono stati utilizzati a puro scopo esplicativo e a beneficio del possessore, senza alcun fine di violazione dei diritti di Copyright vigenti.



Pall Corporation

From the historical leader in oil purification
comes the most advanced
oil purifier in the world...

Pall HLP6 Oil Purifier



Filtration. Separation. Solution.SM

The culmination of 30 years of expertise in water control for lubrication and hydraulic control circuits

With a design based on 30 years of actual field experience, the Pall HLP6 oil purifier combines the excellent efficiency of mass transfer purifiers with an exceptional level of reliability and ease of use.

Water contamination in oil systems is responsible for major maintenance and operational problems of critical components in lubrication and hydraulic circuits. From power generation turbines to paper machines, these problems include:

- Increased corrosion in the system, especially at bearing locations
- Increased oil oxidation and acid build-up
- Sluggish response of control systems

Our experience in the field has shown that it is never enough to remove free water: centrifuges and coalescers alone cannot protect bearings against corrosion and fluid degradation.

Free water and dissolved water

In a typical oil system, temperature swings constantly change the dissolved water content of the oil. At the reservoir location it is critical to remove not only free water, but also a large portion of dissolved water. This is the only way to ensure that free water will not appear when the fluid goes through the cool parts of the system, especially when an oil cooler is used downstream of the reservoir.



Free water removal in typical turbine oil: bright clear aspect shows absence of free water



HLP6

Tower

Pall expertise is best illustrated by the newly designed separation tower. Packed with newly designed rings to ensure maximum exchange surface between oil and air, the Pall HLP6 purifier maximizes water removal efficiency thanks to higher mass transfer.

New mist eliminator

Stainless steel packing at the top of the tower eliminates oil carryover and drains the coalesced oil back into the tower.

Optimized level control

The outlet pump continuously adjusts flow rate to maintain the optimum level inside the tower. Fluid level trips are virtually eliminated.

Oil delivery system eliminates carryover potential. From a dedicated inlet pump, the oil is delivered under pressure through a newly designed manifold. The oil delivery is independent of head pressure condition, for a very flexible installation, better efficiency and easy operation.

Unattended operation

The Pall HLP6 purifier is fully PLC controlled and designed to operate totally unattended.

The Pall HLP6 oil purifier comes equipped with Pall's Ultipleat® SRT filtration technology for ultimate particle control.

New claw style vacuum pump design

Not susceptible to oil carryover, the pump only needs minor maintenance every 365 days.

Floor mount, caster, or complete tow package options make for versatile installation (caster option shown).

With Pall's integrated water sensor, oil moisture condition can be continuously monitored, easily and precisely.

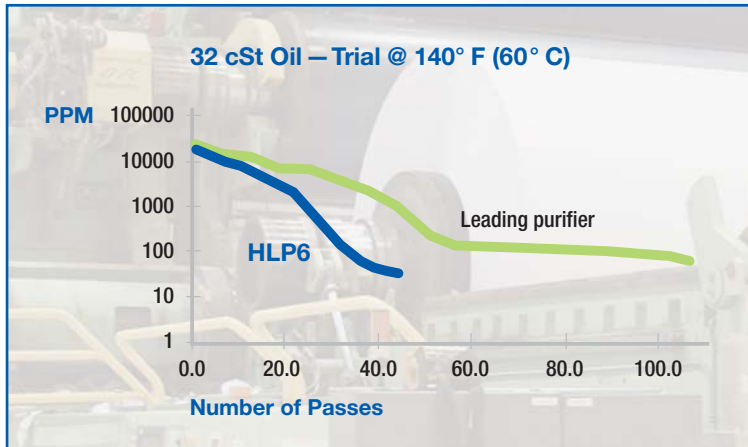
HLP6



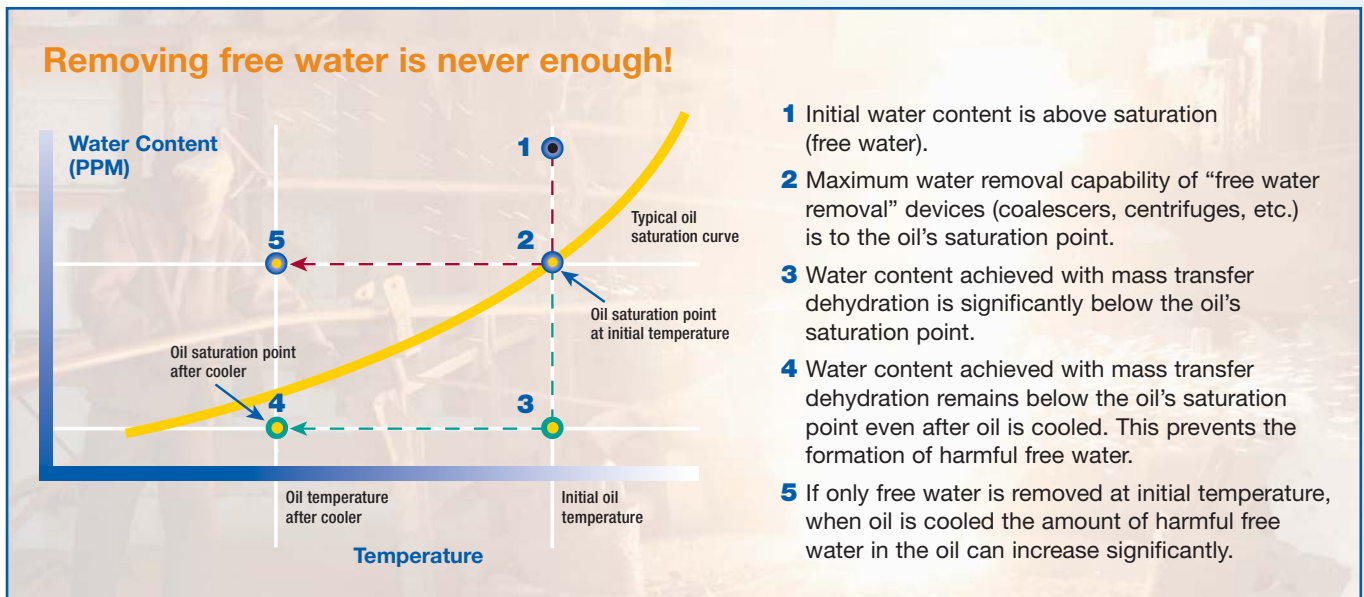
Performance



The Pall HLP6 purifier has a newly redesigned vacuum tower which allows for very efficient water removal. It is designed to remove 100% of free gases and water (under steady state conditions), and up to 80% of dissolved gases and water. It is also designed to remove solid contaminants, with efficiency of 99.9% (down to 3 microns).



The HLP6 oil purifier showed a 40% faster dehydration rate when compared to a leading, similarly sized purifier.



Controlling the dissolved as well as the free water in the reservoir is critical in ensuring the absence of free water during operation. With the Pall HLP6 purifier, this is done efficiently, easily, and reliably.

HLP6

Ordering Information

HLP6 [Table 1](#) [Table 2](#) [Table 3](#) [Table 4](#) [Table 5](#) [Table 6](#)
 Voltage Filter Seals Mounting Water Sensor Language

Table 1: Voltage Options

W	480V - 60Hz - 3P (standard)
1	575V - 60Hz - 3P
R	380V - 50Hz - 3P

Table 2: Filter Element Options

Code	$\beta_{x(c)} \geq 1000$ based on ISO 16889	CST Rating*
AZ	3	08/04/01
AP	5	12/07/02
AN	7	15/11/04
AS	12	16/13/04
AT	22	17/15/08

*CST: Cyclic Stabilization Test to determine filter rating under stress conditions, based on SAE ARP4205

Table 3: Seal Material

Z	Fluorocarbon (standard)
---	-------------------------

Table 4: Mount Configuration

C	Caster Wheels (standard)
F	Floor Mount (no casters)
P	Tow Package

Table 5: Water Sensor Option

W	WS10 Water Sensor
---	-------------------

Table 6: Language

E	English (standard)
---	--------------------

Spare Parts

Pall Part Number

Polishing Filter	UE319A*20Z
Exhaust Coalescer	OL4C (cat# 1305787)
Air Breather	HC0293SEE5

Specifications

Flow rate	6 GPM (22.7 l/min) at 60Hz
Viscosity range	3 cSt to 1000 cSt
Seal Material	Fluorocarbon
Fluid compatibility	Petroleum and synthetic based fluids.
Working Temperature Range	
Inlet Fluid Temperature	170°F (76°C) maximum
Ambient Temperature	39°F to 105°F (3.9°C to 40.6°C)
Enclosure	NEMA 4 (IP65)
Piping Codes	Conforms to ANSI B31.1 – Power Piping Code Conforms to ANSI B31.3 – Process Piping Code
Dimensions	72" H x 48" L x 32" W 183 cm H x 122 cm L x 81 cm W (same dimensions with or without casters)
Weight	1150 lbs (521 Kg)
Connections	Inlet – 1.5" FNPT Outlet – 1.0" FNPT
Inlet Pressure Range	-14" Hg to 10 PSI (-0.47 bar to 0.69 bar)
Maximum Outlet Pressure	80 Psig (5.5 barg)
Heater	4KW PLC Controlled
Paint Scheme	Powder-coated (suitable for industrial phosphate ester service)
Filtration	Pall's SRT filter series 319, 20" cartridge, from 3 to 22 microns available at 99.9% efficiency



HLP6

Over 30 years of experience condensed into one of the most reliable machines ever!

APPLICATIONS SERVED

Power Generation

- Main turbine lube oil
- Boiler feed pump reservoir
- Transformer oil
- EHC systems

Pulp and Paper

- Wet end/dryer lube
- Press section lube and hydraulics
- Steam turbine lube and hydraulics

Primary Metals

- Roll mill automatic gauge control hydraulics
- Roll mill gear and pinion lube systems
- Roll grinder lube systems

Light Industrial

- Bulk oil reclamation
- Blow molding
- Injection molding
- Machine tool hydraulic oils
- Automotive transfer line hydraulic oils

Fuels and Chemicals

- Extruder gear boxes
- Compressor and turbine lube oil
- Boiler feed pump reservoir

KEY ADVANTAGES

Improved System Performance

- Fewer costly operational delays
- Increased system reliability
- Less downtime resulting from service interruptions
- Can work on higher viscosity oils (up to 1,000 cSt)
- Lower power consumption

Extended Fluid Life

- Greatly reduced oil change outs due to contamination

Reduced System Wear

- Less frequent component changes needed
- Smaller parts inventory required

Reduced Fluid Disposal Costs

- Sharply reduced need to dispose contaminated fluids
- Reduced waste oil disposal costs




USA
25 Harbor Park Drive
Port Washington, NY 11050
+1 800.289.7255 (toll free in the U.S. only)
+1 516.484.3600 Phone
+1 516.484.0364 Fax

United Kingdom
Europa House, Havant Street
Portsmouth PO1 3PD
Hampshire, England
+44 23 9 230 3303 Phone
+44 23 9 230 2509 Fax

**Visit us on the Web at www.pall.com
or email us at purifier@pall.com.**

Pall Corporation has offices and plants throughout the world.
For Pall representatives in your area, please go to www.pall.com/contact

Because of technological developments related to the products, systems,
and/or services described herein, the data and procedures are subject to
change without notice. Please consult your Pall representative or visit
www.pall.com to verify that this information remains valid. Products in this
document may be covered by the following patent number: US 140661

© Copyright 2009, Pall Corporation. Pall, , and Ultipleat are trademarks of
Pall Corporation. ® Indicates a trademark registered in the USA.
Filtration. Separation. Solution.™ is a service mark of Pall Corporation.

LubeTeam Hydraulic S.r.l.

Administration and Headquarter:

Via Tufara Scautieri, 6

83018 - San Martino Valle Caudina (AV)

Office and Warehouse:

S.S. 7 Appia, Km. 237,00

82011 - Airola BN

ITALY

Tel. +39 0823 950 994

Fax +39 0823 412 546

www.lubeteam.it info@lubeteam.it

Italian VAT / C.F. e P.IVA: 01251720627

Follow us



This document is the property of LubeTeam Hydraulic S.r.l. All data reported here are for the exclusive use of the Receiver. Reproduction is not authorized without writing permission, in all or in part of the content of this document, in accordance to Law 633 art. 171, dated April 22, 1941.

Il presente documento è di proprietà della LubeTeam Hydraulic S.r.l. I dati riportati sono per esclusivo del destinatario. La riproduzione, di tutto o in parte, non è autorizzata senza permesso scritto secondo l'art. 171 della L. 633 del 22 Aprile 1941.